

Sheldon Online Learning

Select your Year Group

10

11

Year 10 Learning Resources – Select subject

[English](#)

[Media](#)

[Maths](#)

[Science](#)

[Art and Design](#)

[Photography](#)

[Drama](#)

[Dance](#)

[DT - Resistant Materials](#)

[DT – Textiles](#)

[DT – Food and Nutrition](#)

[Languages – French](#)

[Languages – German](#)

[Languages – Spanish](#)

[Geography](#)

[History](#)

[Religious Studies](#)

[Business](#)

[Physical Education](#)

[Child Development](#)

Year 11 Learning Resources – Select subject

[English](#)

[Media](#)

[Maths](#)

[Science](#)

[Art and Design](#)

[Photography](#)

[Drama](#)

[Dance](#)

[DT - Resistant Materials](#)

[DT – Textiles](#)

[Languages – French](#)

[Languages – German](#)

[Languages – Spanish](#)

[Geography](#)

[History](#)

[Religious Studies](#)



[Creative iMedia](#)

[Business](#)

[Physical Education](#)





[Child Development](#)





Term 3	Year 10	
Week	Topic	Link
1	English Language Paper 1	<p>https://sheldonschool-my.sharepoint.com/:w:/g/personal/gbowen_sheldonschool_co_uk/EYCYbGJpeJJIhvaP00aSDzcBJhvgK2tiCvafM6_6DFLTQw</p> <p>Follow the link above and work through all activities.</p>
2	<p>Jekyll and Hyde</p> <p>Understanding the context to the novella.</p>	<p>https://sheldonschool.sharepoint.com/:b:/s/EnglishTESTTeam/EUeP9-JAxCdBpITMzNOcB58B4DtODu3ZqOTAFIeJFNP9EA</p> <p>Follow the link above and save a copy of the worksheet to your area.</p> <p>Then, follow the link below to a documentary on Clickview. Edit the document you saved as you watch the documentary.</p> <p>https://online.clickview.co.uk/libraries/videos/6718075/ian-rankin-investigates-dr-jekyll-and-mr-hyde</p>
3	<p>Jekyll and Hyde</p> <p>Reading the novella and understanding the plot.</p>	<p>https://sheldonschool.sharepoint.com/:w:/s/EnglishTESTTeam/EbPF08MGKS5Jj4ypxcNGu9gBwinZQAuKaPXihFJ6BlquaQ</p> <p>Follow the link above and save a copy of the plot summary to your files.</p> <p>Follow the link below to a recording of the novella. Listen to each chapter and update the summary as you go.</p> <p>https://www.bbc.co.uk/teach/school-radio/english-jekyll-and-hyde/zn3mwtj</p>

4	<p>Jekyll and Hyde</p> <p>Reading the novella and understanding the plot.</p>	<p>https://sheldonschool.sharepoint.com/:w:/s/EnglishTESTTeam/EbPF08MGKS5J4ypxcNGu9gBwinZQAUkaPXihFJ6BlquaQ</p> <p>Follow the link above and save a copy of the plot summary to your files.</p> <p>Follow the link below to a recording of the novella. Listen to each chapter and update the summary as you go.</p> <p>https://www.bbc.co.uk/teach/school-radio/english-jekyll-and-hyde/zn3mwtu</p>
5	<p>Jekyll and Hyde</p> <p>How does the novella use the gothic conventions?</p>	<p>If you have not finished reading/listening to the novella, return to last week's work and finish the novella and update your plot summary.</p> <p>https://continuityoak.org.uk/Lessons?r=1835 Follow the link to the video above. Make the video full screen by clicking the symbol. </p> <p>Follow the instructions on the video. Make notes of all key vocabulary and complete all written tasks.</p> <p>When you have finished the lesson, click the link below to begin the second part.</p> <p>https://continuityoak.org.uk/Lessons?r=3044</p>
6	<p>How are Utterson and Dr Lanyon's characters used by Stevenson?</p>	<p>https://continuityoak.org.uk/Lessons?r=1837</p> <p>Follow the link to the video above. Make the video full screen by clicking the symbol. </p> <p>Follow the instructions on the video. Make notes of all key vocabulary and complete all written tasks.</p> <p>When you have finished the lesson, click the link below to begin the second part.</p> <p>https://continuityoak.org.uk/Lessons?r=1913</p>

Term 4

Term 4	Learning question	Resources & materials
1	What is required for GCSE Language Paper 2 Section A?	Download this file https://mrbruff.com/wp-content/uploads/2019/10/Language-exam-worksheets.pdf
2		<p>Work through the questions on pages 8 – 11 while following the linked video on each page.</p> <p>Then, complete this practice paper: https://sheldonschool.sharepoint.com/:w:/s/EnglishTESTTeam/EVWLC6S0oAhLiW0hYDavz6oBePFQvT-l202vkXViWwVHpQ</p> <p>https://sheldonschool.sharepoint.com/:w:/s/EnglishTESTTeam/EeV_3hBU-yRCtmwaZ63i-jUB5Sq7ZR4R9w7X1hTAJ0FjWg</p> <p>You will need both files.</p> <p>Then complete this practice paper: https://sheldonschool.sharepoint.com/:w:/s/EnglishTESTTeam/ETUfWKUh9PRFmC9afGCZ4QgBnZ8EMnR6ixChLdWC44tr4Q</p> <p>https://sheldonschool.sharepoint.com/:w:/s/EnglishTESTTeam/EQecLG-GRuhAtGZP6oEyGbMB8mmD1c3n5FulGp0OZ6Szog</p>

		Again, you will need both files.
3	How are Utterson and Dr Lanyon's characters used by Stevenson?	<p>https://continuityoak.org.uk/Lessons?r=1837</p> <p>Follow the link to the video above. Make the video full screen by clicking the symbol.</p>  <p>Follow the instructions on the video. Make notes of all key vocabulary and complete all written tasks.</p> <p>When you have finished the lesson, click the link below to begin the second part.</p> <p>https://continuityoak.org.uk/Lessons?r=1913</p>
4	How is Dr Jekyll's character used by Stevenson?	<p>https://continuityoak.org.uk/Lessons?r=3045</p> <p>Follow the link to the video above. Make the video full screen by clicking the symbol.</p>  <p>Follow the instructions on the video. Make notes of all key vocabulary and complete all written tasks.</p> <p>When you have finished the lesson, click the link below to begin the second part.</p> <p>https://continuityoak.org.uk/Lessons?r=3046</p> <p>Check your knowledge with this quiz – click the download button </p> <p>https://continuityoak.org.uk/Lessons?r=9033</p> <p>Answers are here – click the download button </p> <p>https://continuityoak.org.uk/Lessons?r=9032</p>

5	How are settings used by Stevenson?	<p>https://continuityoak.org.uk/Lessons?r=3044 Follow the link to the video above. Make the video full screen by clicking the symbol.</p> 
6	How does Stevenson use Hyde's character?	<p>https://continuityoak.org.uk/Lessons?r=3047 Follow the link to the video above. Make the video full screen by clicking the symbol.</p>  <p>Follow the instructions on the video. Make notes of all key vocabulary and complete all written tasks. When you have finished the lesson, click the link below to begin the second part. https://continuityoak.org.uk/Lessons?r=3048</p> <p>Check your knowledge with this quiz – click the download button </p> <p>https://continuityoak.org.uk/Lessons?r=9041</p> <p>Answers are here – click the download button </p> <p>https://continuityoak.org.uk/Lessons?r=9040</p>

Term 3	Year 10	
Week	Topic	Link
1	Appeal of an interactive product to its target audience	<p>Select an interactive product of your choice- this could be a game or an app.</p> <p>Create a profile of this product including important info on:</p> <ul style="list-style-type: none"> • Release date • Commercial success • How it is consumed (console, mobile, pc etc) <p>Make notes on key elements of the product:</p> <ul style="list-style-type: none"> • Graphics • Gameplay (levels, bosses, points, tools, weapons etc) • Functionality <p>Who is the target audience?</p> <ul style="list-style-type: none"> • Demographics and Psychometrics • https://www.bbc.co.uk/bitesize/guides/zy24p39/revision/1
2	Applying theory to target audience for an interactive product	<p>Use the links below to help you make notes on how your interactive product appeals to its target audience in terms of the theories and concepts below. What psychometric profiles does it appeal to and why? How might audiences use the text in terms of the U and G theory? How would the product appeal in terms of Maslow’s hierarchy?</p> <ul style="list-style-type: none"> • Demographics and Psychometrics

		<ul style="list-style-type: none"> • https://www.bbc.co.uk/bitesize/guides/zy24p39/revision/1 • Uses and Gratifications theory • https://revisionworld.com/a2-level-level-revision/media-studies-level-revision/uses-and-gratifications-theory • Maslow's hierarchy of needs • https://media-studies.com/maslow/
3	Appeal of a print product to its target audience	<p>Select a print product of your choice- this could be a magazine cover, a film poster, a game cover, game ad or a print advert for a well known brand e.g Nike, Sony, Tesco, Audi etc</p> <p>Create a profile of this print product including important info on:</p> <ul style="list-style-type: none"> • Release date • Connections to other products/franchises • Artist history for a music video/details on stars/actors where relevant • How it is consumed and where it would appear <p>Make notes on key elements of the product:</p> <ul style="list-style-type: none"> • Genre • Storyline • Characters • Mise en scene • Representation of gender/ethnicity/age • Language <p>Who is the target audience?</p> <ul style="list-style-type: none"> • Demographics and Psychometrics • https://www.bbc.co.uk/bitesize/guides/zy24p39/revision/1

4	Applying theory to target audience for a print product	<p>Use the links below to help you make notes on how your interactive product appeals to its target audience in terms of the theories and concepts below. What psychometric profiles does it appeal to and why? How might audiences use the text in terms of the U and G theory? How would the product appeal in terms of Maslow's hierarchy?</p> <ul style="list-style-type: none"> • Demographics and Psychometrics • https://www.bbc.co.uk/bitesize/guides/zy24p39/revision/1 • Uses and Gratifications theory • https://revisionworld.com/a2-level-level-revision/media-studies-level-revision/uses-and-gratifications-theory • Maslow's hierarchy of needs • https://media-studies.com/maslow/
5	Appeal of a moving image product to its target audience	<p>Select a moving image product of your choice- this could be a film trailer, music video, TV show or feature film.</p> <p>Create a profile of this moving image product including important info on:</p> <ul style="list-style-type: none"> • Brand/product history • How it is consumed and where it would appear <p>Make notes on key elements of the product:</p> <ul style="list-style-type: none"> • Genre • Colours • Characters, main subjects • Mise en scene • Representation of gender/ethnicity/age

		<ul style="list-style-type: none"> • Language <p>Who is the target audience?</p> <ul style="list-style-type: none"> • Demographics and Psychometrics • https://www.bbc.co.uk/bitesize/guides/zy24p39/revision/1
6	Applying theory to target audience for a moving image product	<p>Use the links below to help you make notes on how your interactive product appeals to its target audience in terms of the theories and concepts below. What psychometric profiles does it appeal to and why? How might audiences use the text in terms of the U and G theory? How would the product appeal in terms of Maslow's hierarchy?</p> <ul style="list-style-type: none"> • Demographics and Psychometrics • https://www.bbc.co.uk/bitesize/guides/zy24p39/revision/1 • Uses and Gratifications theory • https://revisionworld.com/a2-level-level-revision/media-studies-level-revision/uses-and-gratifications-theory • Maslow's hierarchy of needs • https://media-studies.com/maslow/

Term 4	Year 10	
Week	Topic	Link
1	In depth analysis of moving image product 1	<p>Select your first moving image product to analyse in detail- this could be a film trailer, music video, TV show or feature film. You will analyse 2 in total for this part of the component.</p> <p>Create a profile of this moving image product including important info on:</p> <ul style="list-style-type: none"> • Brand/product history • How it is consumed and where it would appear <p>Make notes on key elements of the product:</p> <ul style="list-style-type: none"> • Genre • Colours • Characters, main subjects • Mise en scene • Representation of gender/ethnicity/age • Language <p>Who is the target audience?</p> <ul style="list-style-type: none"> • Demographics and Psychometrics • https://www.bbc.co.uk/bitesize/guides/zy24p39/revision/1

2	Sequence analysis	<p>Collect screenshots and images of characters from your chosen moving image product. Annotate these for meaning using your notes from previous tasks. You should use shots which will allow you to make comments on narrative, character, representation and themes.</p> <p>Use the resource here to make notes on your chosen sequence and the film elements of cinematography, sound, editing, mise en scene.</p> <p>Analyse at least 2 sequences</p> <p>https://www.bbc.co.uk/bitesize/topics/zysdxfr</p>
3	In depth analysis of moving image product 2	<p>Select your second moving image product to analyse in detail- this could be a film trailer, music video, TV show or feature film. You will analyse 2 in total for this part of the component.</p> <p>Create a profile of this moving image product including important info on:</p> <ul style="list-style-type: none"> • Brand/product history • How it is consumed and where it would appear <p>Make notes on key elements of the product:</p> <ul style="list-style-type: none"> • Genre • Colours • Characters, main subjects • Mise en scene • Representation of gender/ethnicity/age • Language <p>Who is the target audience?</p> <ul style="list-style-type: none"> • Demographics and Psychometrics

		<ul style="list-style-type: none"> • https://www.bbc.co.uk/bitesize/guides/zy24p39/revision/1
4	Sequence analysis	<p>Collect screenshots and images of characters from your chosen moving image product. Annotate these for meaning using your notes from previous tasks. You should use shots which will allow you to make comments on narrative, character, representation and themes.</p> <p>Use the resource here to make notes on your chosen sequence and the film elements of cinematography, sound, editing, mise en scene.</p> <p>Analyse at least 2 sequences</p> <p>https://www.bbc.co.uk/bitesize/topics/zysdxfr</p>
5	Applying theory to target audience for a moving image product 1and 2	<p>Use the links below to help you make notes on how your interactive product appeals to its target audience in terms of the theories and concepts below. What psychometric profiles does it appeal to and why? How might audiences use the text in terms of the U and G theory? How would the product appeal in terms of Maslow's hierarchy?</p> <ul style="list-style-type: none"> • Demographics and Psychometrics • https://www.bbc.co.uk/bitesize/guides/zy24p39/revision/1 • Uses and Gratifications theory • https://revisionworld.com/a2-level-level-revision/media-studies-level-revision/uses-and-gratifications-theory • Maslow's hierarchy of needs • https://media-studies.com/maslow/

6	Review your analysis of the 2 moving image products and improve.	<ul style="list-style-type: none">• Review your in-depth analysis of the two moving image products created over the term.• Have you analysed all of the film language elements- of cinematography, sound, editing, mise en scene?• Have you made detailed comments on narrative, character, representation and themes?• Have you made detailed comments on media theory?• Can you analyse another sequence?

Term 3	Year 10	
Week	Topic	
1	Basic Angle Rules	Video - https://www.mathsgenie.co.uk/angles.html Questions - https://www.mathsgenie.co.uk/resources/2-angles-ws.pdf Answers - https://www.mathsgenie.co.uk/resources/2-anglesans.pdf Sparx – U390, U628, U732, U655
2	Measuring Angles	Video - https://corbettmaths.com/2013/03/05/measuring-angles/ Questions - https://corbettmaths.com/wp-content/uploads/2018/02/measuring-angles.pdf Answers - https://corbettmaths.com/wp-content/uploads/2019/08/Angles-measure.pdf Sparx - U447 Video - https://corbettmaths.com/2013/03/27/bearings Questions - https://corbettmaths.com/wp-content/uploads/2013/02/bearings-exercise-26-pdf.pdf (Q1-4 only) Answers - https://corbettmaths.com/wp-content/uploads/2019/08/Angles-bearings.pdf Sparx - U525

5	Generating Sequences	<p>Video - https://corbettmaths.com/2013/03/26/arc-length/ Questions - https://corbettmaths.com/wp-content/uploads/2018/09/Arc-Length-pdf.pdf Answers - https://corbettmaths.com/wp-content/uploads/2018/09/Arc-Length-Answers.pdf Sparx - U221</p> <p>Video - https://corbettmaths.com/2012/08/02/area-of-a-sector-video/ Questions - https://corbettmaths.com/wp-content/uploads/2018/09/Area-of-a-Sector-pdf.pdf Answers - https://corbettmaths.com/wp-content/uploads/2018/09/Area-of-Sectors-Answers.pdf Sparx - U373</p>
6	Finding the nth Term	<p>Video - https://corbettmaths.com/2013/02/15/volume-of-a-cylinder/ Questions - https://corbettmaths.com/wp-content/uploads/2013/02/volume-of-a-cylinder-pdf1.pdf Answers - https://corbettmaths.com/2016/11/25/answers-volume-of-a-cylinder/ Sparx - U915</p> <p>Video - https://corbettmaths.com/2013/04/04/surface-area-of-a-cylinder/</p>

	Converting currency / exchange rates	<p>Worksheet - https://corbettmaths.com/wp-content/uploads/2018/06/Ratio-pdf.pdf Answers - https://corbettmaths.com/wp-content/uploads/2019/08/ratio-2.pdf SPARX Codes: U753 / U577</p> <p>Video - https://corbettmaths.com/2016/01/03/exchange-rates/ Worksheet - https://corbettmaths.com/wp-content/uploads/2023/05/Currency.pdf Answers - https://corbettmaths.com/wp-content/uploads/2023/04/Currency-Answers.pdf SPARX Code: U610</p>
4	Ratio 1:n or n:1 Best Buys / Value for money	<p>Video - https://corbettmaths.com/2018/12/31/expressing-as-1n/ Worksheet - https://corbettmaths.com/wp-content/uploads/2013/02/simplifying-ratios-pdf1.pdf Answers - https://corbettmaths.com/wp-content/uploads/2019/08/Simplifyin-ratio.pdf</p> <p>Video - https://corbettmaths.com/2013/03/26/best-buys/ Worksheet - https://corbettmaths.com/wp-content/uploads/2013/02/best-buys-pdf.pdf Answers - https://corbettmaths.com/wp-content/uploads/2015/03/best-buys.pdf</p>
5	Converting fractions, decimals, percentages Percentages (Non-calc)	<p>Video - https://www.mathsgenie.co.uk/FDP.html Worksheet - https://www.mathsgenie.co.uk/resources/2-fractions-decimals-and-percentages.pdf Answers - https://www.mathsgenie.co.uk/resources/2-fractions-decimals-and-percentagesans.pdf SPARX code: U888</p> <p>Video - https://corbettmaths.com/2012/08/20/percentages-of-amounts-non-calculator/ Worksheet - https://corbettmaths.com/wp-content/uploads/2013/02/percentage-of-an-amount-non-calculator-pdf1.pdf Answers - https://corbettmaths.com/wp-content/uploads/2015/03/percentages-non-calc.pdf SPARX code: U554 / U773</p>
6	Percentages and increase/decrease (Calculator)	<p>Videos - https://corbettmaths.com/2013/02/15/percentages-of-an-amount-calculator/ https://corbettmaths.com/2012/08/21/increasing-or-decreasing-by-a-percentage/ https://corbettmaths.com/2012/08/21/multipliers-for-increasing-and-decreasing-by-a-percentage/</p>

		Worksheet - https://corbettmaths.com/wp-content/uploads/2013/02/percentage-of-an-amount-calculator-pdf.pdf Answers - https://corbettmaths.com/wp-content/uploads/2016/02/percentages-answers.pdf SPARX codes: U349 / U671
--	--	--

Term 3 and 4	Year 10	
Week	Topic	Link
1	Biology - Gas Exchange Chemistry - Ionic Bonding Physics - Diodes	Biology - https://continuityoak.org.uk/Lessons?r=1743 Chemistry - https://continuityoak.org.uk/Lessons?r=466 Physics - https://continuityoak.org.uk/Lessons?r=1875
2	Biology - Blood and blood vessels Chemistry – Covalent Bonding Physics - LDRs	Biology - https://continuityoak.org.uk/Lessons?r=1744 Chemistry - https://continuityoak.org.uk/Lessons?r=470 Physics - https://continuityoak.org.uk/Lessons?r=2076

3	Biology - The heart Chemistry – Giant Covalent Bonding Physics – Domestic Electricity	Biology - https://continuityoak.org.uk/Lessons?r=1745 Chemistry - https://continuityoak.org.uk/Lessons?r=473 Physics - https://continuityoak.org.uk/Lessons?r=2078
4	Biology - Non-comunicable disease Chemistry - Ionic Bonding Physics – The National Grid	Biology - https://continuityoak.org.uk/Lessons?r=11162 Chemistry - https://continuityoak.org.uk/Lessons?r=466 Physics – https://continuityoak.org.uk/Lessons?r=1880
5	Biology - Cancer Chemistry - Covalent Bonding Physics – Particle Model of Matter	Biology - https://continuityoak.org.uk/Lessons?r=1747 Chemistry - https://continuityoak.org.uk/Lessons?r=470 Physics - https://continuityoak.org.uk/Lessons?r=1866

6	Biology - Plant tissue Chemistry - Giant Covalent Bonding Physics – Density Required Practical	Biology - https://continuityoak.org.uk/Lessons?r=1902 Chemistry - https://continuityoak.org.uk/Lessons?r=473 Physics - https://continuityoak.org.uk/Lessons?r=1867
7	Biology - Plant roots Chemistry - Ionic Bonding Physics – Density of Liquids	Biology - https://continuityoak.org.uk/Lessons?r=1955 Chemistry - https://continuityoak.org.uk/Lessons?r=466 Physics - https://continuityoak.org.uk/Lessons?r=2067
8	Biology - Transport in plants Chemistry - Covalent Bonding Physics – Internal Energy	Biology - https://continuityoak.org.uk/Lessons?r=1957 Chemistry - https://continuityoak.org.uk/Lessons?r=470 Physics - https://continuityoak.org.uk/Lessons?r=1868

9	Biology - Investigating transpiration Chemistry - Giant Covalent Bonding Physics – Heating and Cooling Substances	Biology - https://continuityoak.org.uk/Lessons?r=11163 Chemistry - https://continuityoak.org.uk/Lessons?r=473 Physics - https://continuityoak.org.uk/Lessons?r=1921
10	Biology - Organisation review PT1 Chemistry - Physics – Latent Heat	Biology - https://continuityoak.org.uk/Lessons?r=3352 Physics - https://continuityoak.org.uk/Lessons?r=1867
11	Biology - Organisation review PT2 Chemistry - Physics – Gas Pressure	Biology - https://continuityoak.org.uk/Lessons?r=1748 Physics - https://continuityoak.org.uk/Lessons?r=1922

Term 3 and 4	Year 10	
Week	Topic	Link
1	Meeting Assessment Objective 1	https://www.bbc.co.uk/bitesize/guides/zbk2p9q/revision/1
2	Meeting Assessment Objective 2	https://www.bbc.co.uk/bitesize/guides/zbk2p9q/revision/2
3	Meeting Assessment Objective 3	https://www.bbc.co.uk/bitesize/guides/zbk2p9q/revision/3
4	Meeting Assessment Objective 4	https://www.bbc.co.uk/bitesize/guides/zbk2p9q/revision/4
5	Painting Styles - Portraits Landscapes	https://www.bbc.co.uk/bitesize/guides/zqcwxg8/revision/1 https://www.bbc.co.uk/bitesize/guides/zqcwxg8/revision/2
6	Drawing techniques	https://www.bbc.co.uk/bitesize/guides/z4nbkhv/revision/1
7	Observational drawing	https://www.bbc.co.uk/bitesize/guides/zbhv46f/revision/1

8	Clay building techniques	https://www.bbc.co.uk/bitesize/guides/zm2p3qt/revision/1
9	Printing Techniques	https://www.bbc.co.uk/bitesize/guides/zq9qtcw/revision/1
10	Ceramic materials and tools	https://www.bbc.co.uk/bitesize/guides/zsnbkhv/revision/1
11	Accuracy and Proportion	https://www.bbc.co.uk/bitesize/guides/zbhv46f/revision/6

Terms 3 and 4	Year 10	
Week	Topic	Link
1	Photographic process	https://www.bbc.co.uk/bitesize/guides/zm7hvj6/revision/1
2	Black and White photography	https://www.bbc.co.uk/bitesize/guides/zm7hvj6/revision/2
3	Traditional Photography	https://www.bbc.co.uk/bitesize/guides/zm7hvj6/revision/3
4	Digital Photography	https://www.bbc.co.uk/bitesize/guides/zm7hvj6/revision/4
5	Lenses	https://www.bbc.co.uk/bitesize/guides/zm7hvj6/revision/5
6		https://www.bbc.co.uk/bitesize/guides/zqwx82/revision/1

	Photography techniques	
7	Composition	https://www.bbc.co.uk/bitesize/guides/zqwx82/revision/2
8	Focus	https://www.bbc.co.uk/bitesize/guides/zqwx82/revision/3
9	Lighting	https://www.bbc.co.uk/bitesize/guides/zqwx82/revision/4
10	Experimental photography	https://www.bbc.co.uk/bitesize/guides/zqwx82/revision/5
11	Photograms	https://www.bbc.co.uk/bitesize/guides/zqwx82/revision/6

Terms 3 and 4	Year 10	
Week	Topic	Link
1	Responding to a Stimulus	https://www.bbc.co.uk/bitesize/guides/zk6gscw/revision/1
2	Developing an Idea	https://www.bbc.co.uk/bitesize/guides/zn4xwty/revision/1
3	Selecting a genre	https://www.bbc.co.uk/bitesize/guides/zdp4vk7/revision/1
4	Selecting a Practitioner	https://www.bbc.co.uk/bitesize/guides/zvph2sg/revision/1
5	Rehearsing	https://www.bbc.co.uk/bitesize/guides/zm3j47h/revision/1
6	Refining a performance	https://www.bbc.co.uk/bitesize/guides/zkhcy9q/revision/1
7	Performing a character	https://www.bbc.co.uk/bitesize/guides/zfdp2sg/revision/1
8	Designing a production	https://www.bbc.co.uk/bitesize/guides/zrxbnrd/revision/1
9	Health and Safety	https://www.bbc.co.uk/bitesize/guides/z4trf4j/revision/1
10	Creating a portfolio	https://www.bbc.co.uk/bitesize/guides/zkp4vk7/revision/1
11	Features of a script	https://www.bbc.co.uk/bitesize/guides/zjydrj6/revision/1

Terms 3 and 4	Year 10	
Week	Topic	Link
1	Emancipation of Expressionism	https://www.allsaintsacademydunstable.org/wp-content/uploads/2018/05/Emancipation-of-E-FF.pdf
2	Shadows	https://www.allsaintsacademydunstable.org/wp-content/uploads/2018/05/Shadows-FF.pdf
3	A Linha Curva	https://www.allsaintsacademydunstable.org/wp-content/uploads/2018/05/A-Linha-Curva-FF.pdf
4	Artificial Things	https://www.allsaintsacademydunstable.org/wp-content/uploads/2018/05/Artificial-things-FF.pdf
5	Within her Eyes	https://www.oasisacademylordshill.org/uploaded/Lords_Hill/Curriculum/Year_1_1_resources/Dance/Within_Her_Eyes_Fact_File_v1.1.pdf
6	Infra	https://www.allsaintsacademydunstable.org/wp-content/uploads/2018/05/Infra-FF.pdf
7	Physical skills	https://www.goldington.beds.sch.uk/ckfinder/userfiles/files/Curriculum%20Areas/Dance/2022/Y%2010%20Y11%20vocabulary%20list_docx.pdf
8	Expressive Skills	https://quizlet.com/gb/215112659/gcse-dance-expressive-skills-flash-cards/
9	RADS	https://getrevising.co.uk/diagrams/rads
10	Technical Skills	https://quizlet.com/gb/498442197/technical-skills-in-gcse-dance-flash-cards/
11	Mental Skills	https://quizlet.com/353105883/dance-mental-skills-flash-cards/

Terms 3 and 4	Year 10	
Week	Topic	Link
1	Metal Categories	https://www.bbc.co.uk/bitesize/guides/z6d48mn/revision/1 https://www.bbc.co.uk/bitesize/guides/z6d48mn/revision/4
2	Access FM Product analysis	https://www.excitededucator.com/home/access-fm-examples
3	Jigs, formers and templates.	https://www.bbc.co.uk/bitesize/guides/z6cbcj6/revision/1 https://www.bbc.co.uk/bitesize/guides/z6cbcj6/revision/2
4	Modelling/ Prototyping	https://technologystudent.com/prddes1/model2.html https://technologystudent.com/prddes1/model3.html https://technologystudent.com/prddes1/model4.html https://technologystudent.com/prddes1/model5.html
5	Joining metals	Read through link https://technologystudent.com/joints/braz2.htm Complete worksheet https://technologystudent.com/pdfs/brazing2.pdf
6	Wasting Metals	https://www.bbc.co.uk/bitesize/guides/z6d48mn/revision/8

7	Stock forms	https://www.bbc.co.uk/bitesize/guides/z6d48mn/revision/6
8	Accuracy and quality control	https://www.bbc.co.uk/bitesize/guides/z6d48mn/revision/10
9	Commercial processes	https://www.bbc.co.uk/bitesize/guides/z6d48mn/revision/9

Terms 3 and 4	Year 10	
Week	Topic	Link
1	Garment Construction: Different types of seams	https://www.masterclass.com/articles/7-different-types-of-seams-and-how-to-use-them-in-garments
2	Garment Construction: How to add shape	https://www.bbc.co.uk/bitesize/guides/zjc3rwx/revision/8
3	Garment Construction: Pockets	https://www.youtube.com/watch?v=_4J8HD8E5gl
4	Garment Construction: How to quilt fabric	https://www.youtube.com/watch?v=EWaogwDtoZo
5	Forces and Stresses Theory	https://www.bbc.co.uk/bitesize/guides/zjc3rwx/revision/2
6	Smart Materials and Technical textiles	https://www.bbc.co.uk/bitesize/guides/zfq8jty/revision/1

7	Material Properties and Selecting materials	https://www.bbc.co.uk/bitesize/guides/zjc3rwx/revision/1
8	CAD/CAM	https://www.bbc.co.uk/bitesize/guides/zn4bcj6/revision/8

Terms 3,4,5,6	Year 10	
Week	Topic	Link
1	Food Safety Micro-organisms Definition Conditions for Growth Bacterial Contamination Symptoms of Food Poisoning Pathogenic Bacteria Types Cross Contamination	https://www.illuminate.digital/aqafood/ Username: ssheldon3 Password: student3 Pages 158 to 160 Pages 171 to 181
2	Food Safety Buying and Storing Foods Preparing, Cooking and Seving Food Rules	https://www.illuminate.digital/aqafood/ Username: ssheldon3 Password: student3 Pages 185 to 199
3	Food Safety Food spoilage - Enzymes, moulds and yeasts Experiments - Ripening - Bananas Enzymic Browning - Apples Yoghurts and Cheese Moulds	https://www.illuminate.digital/aqafood/ Username: ssheldon3 Password: student3 Pages 161 to 170
4	Food Safety End of Module Test	No Online Resource

5	Food and Nutrition Healthy Eating Guidelines	https://www.illuminate.digital/aqafood/ Username: ssheldon3 Password: student3 Pages 38 to 39
6	Food and Nutrition Protein Theory	https://www.illuminate.digital/aqafood/ Username: ssheldon3 Password: student3 Pages 2 to 7
7	Food and Nutrition Carbohydrate Theory	https://www.illuminate.digital/aqafood/ Username: ssheldon3 Password: student3 Pages 16 to 19
8	Food and Nutrition Fat Theory	https://www.illuminate.digital/aqafood/ Username: ssheldon3 Password: student3 Pages 10 to 13
9	Food and Nutrition Vitamins and Minerals Theory	https://www.illuminate.digital/aqafood/ Username: ssheldon3 Password: student3 Pages 22 to 35
10	Food and Nutrition Energy	https://www.illuminate.digital/aqafood/ Username: ssheldon3 Password: student3 Pages 58 to 61

11	Food and Nutrition Life Stages	https://www.illuminate.digital/aqafood/ Username: ssheldon3 Password: student3 Pages 45 to 51
12	Food and Nutrition Dietary Illness	https://www.illuminate.digital/aqafood/ Username: ssheldon3 Password: student3 Pages 70 to 76
13	Food and Nutrition Special Diets	https://www.illuminate.digital/aqafood/ Username: ssheldon3 Password: student3 Pages 56 to 57
14	Food and Nutrition Hydration	https://www.illuminate.digital/aqafood/ Username: ssheldon3 Password: student3 Pages 36 to 37
15	Food Science Reasons for Cooking Food Cooking Methods Heat Transfer Methods	https://www.illuminate.digital/aqafood/ Username: ssheldon3 Password: student3 Pages 78 to 101
16	Food Science Science of Carbohydrates	https://www.illuminate.digital/aqafood/ Username: ssheldon3

	Gelatinisation, Dextrinisation and Caramelisation	Password: student3 Pages 116 to 123
17	Food Science Science of Proteins Coagulation and Denaturation Foam Production	https://www.illuminate.digital/aqafood/ Username: ssheldon3 Password: student3 Pages 105 to 107 Pages 114 to 115
18	Food Science Science of Proteins Gluten	https://www.illuminate.digital/aqafood/ Username: ssheldon3 Password: student3 Pages 110 to 111
19	Food Science Science of Fats	https://www.illuminate.digital/aqafood/ Username: ssheldon3 Password: student3 Pages 126 to 137
20	Food Science Chemical Raising Agents	https://www.illuminate.digital/aqafood/ Username: ssheldon3 Password: student3 Pages 140 to 151
21	Food Science Natural Raising Agents	https://www.illuminate.digital/aqafood/ Username: ssheldon3 Password: student3 Pages 140 to 151

Year 10		
Week	Topic	Link
1	House retrieval	https://languagesonline.org.uk/French/ET1/NewET1U3/Index.htm#gsc.tab=0
2	How infinitives work – route verbs	https://www.bbc.co.uk/bitesize/topics/z7t8kmn/articles/zhcv6v4
3	My ideal house – ma maison idéale	https://quizlet.com/861303172/ma-maison-ideale-flash-cards/
4	Creating questions.	https://quizlet.com/au/668151445/les-questions-en-francais-flash-cards/
	Careers with languages	https://www.bbc.co.uk/bitesize/groups/c44r0vv4498t
5	Asking questions.	https://members.gcsepod.com/shared/podcasts/title/11822/73003
		https://www.bbc.co.uk/bitesize/groups/c44r0vv4498t

	Careers with languages	
6	Role play practice	https://www.bbc.co.uk/bitesize/guides/zvsr7nb/revision/1

Year 10		
Week	Topic	Link
1	Charity work – locally	Listening: https://www.bbc.co.uk/bitesize/guides/ztrmhv4/revision/8 Grammar: https://www.bbc.co.uk/bitesize/guides/z87vrdm/revision/6 https://www.bbc.co.uk/bitesize/guides/z87vrdm/revision/7 https://www.bbc.co.uk/bitesize/guides/z87vrdm/revision/8 https://www.bbc.co.uk/bitesize/guides/z87vrdm/revision/9 https://www.bbc.co.uk/bitesize/guides/z87vrdm/revision/10
2	Charity work – globally	Listening: https://www.bbc.co.uk/bitesize/guides/ztrmhv4/revision/10 Grammar: https://www.bbc.co.uk/bitesize/guides/z87vrdm/revision/11
3	Lifestyles – then and now	Listening: https://www.bbc.co.uk/bitesize/clips/zwp3v4j https://www.bbc.co.uk/bitesize/clips/zw4jwxs

		<p>Grammar:</p> <p>https://www.bbc.co.uk/bitesize/guides/zqxcg9qt/revision/1</p> <p>https://www.bbc.co.uk/bitesize/guides/zgkhfrd/revision/1</p>
4	<p>Lifestyles – then and now – continued.</p> <p>Careers with languages</p>	<p>Writing:</p> <p>https://www.bbc.co.uk/bitesize/guides/zx3qxsg/revision/7</p> <p>Grammar:</p> <p>https://www.bbc.co.uk/bitesize/guides/z39tsg8/revision/1</p> <p>https://www.bbc.co.uk/bitesize/groups/c44r0vv4498t</p>
5	<p>Writing assessment – preparation</p> <p>Careers with languages</p>	<p>Writing:</p> <p>https://www.bbc.co.uk/bitesize/guides/zx3qxsg/revision/8</p> <p>Grammar:</p> <p>https://www.bbc.co.uk/bitesize/guides/z9jfbk7/revision/1</p> <p>https://www.bbc.co.uk/bitesize/groups/c44r0vv4498t</p>
6	<p>Writing feedback and consolidation</p>	<p>Grammar:</p> <p>https://www.bbc.co.uk/bitesize/guides/zg8pycw/revision/1</p>

Term 4	Topic	Link
1	Lifestyles	https://www.bbc.co.uk/bitesize/guides/ztrmhv4/revision/1 https://www.bbc.co.uk/bitesize/guides/ztrmhv4/revision/2
2	Poverty, homelessness & refugees	https://www.bbc.co.uk/bitesize/guides/ztrmhv4/revision/3 https://www.bbc.co.uk/bitesize/guides/ztrmhv4/revision/4 https://www.bbc.co.uk/bitesize/guides/ztrmhv4/revision/5 https://www.bbc.co.uk/bitesize/clips/zpbk9qt
3	Poverty, homelessness & refugees	https://www.bbc.co.uk/bitesize/guides/ztrmhv4/revision/3 https://www.bbc.co.uk/bitesize/guides/ztrmhv4/revision/4 https://www.bbc.co.uk/bitesize/guides/ztrmhv4/revision/5 https://www.bbc.co.uk/bitesize/clips/zpbk9qt
4	Environment	https://www.bbc.co.uk/bitesize/guides/zpcxp39/revision/1 https://www.bbc.co.uk/bitesize/guides/zpcxp39/revision/2 https://www.bbc.co.uk/bitesize/guides/zpcxp39/revision/3 https://www.bbc.co.uk/bitesize/guides/zpcxp39/revision/4 https://www.bbc.co.uk/bitesize/guides/zpcxp39/revision/5 https://www.bbc.co.uk/bitesize/guides/zpcxp39/revision/6

		<p>https://www.bbc.co.uk/bitesize/guides/zpcxp39/revision/7</p> <p>https://www.bbc.co.uk/bitesize/guides/zpcxp39/revision/8</p> <p>https://www.bbc.co.uk/bitesize/guides/zpcxp39/revision/9</p>
5	Environment	<p>https://www.bbc.co.uk/bitesize/guides/zpcxp39/revision/1</p> <p>https://www.bbc.co.uk/bitesize/guides/zpcxp39/revision/2</p> <p>https://www.bbc.co.uk/bitesize/guides/zpcxp39/revision/3</p> <p>https://www.bbc.co.uk/bitesize/guides/zpcxp39/revision/4</p> <p>https://www.bbc.co.uk/bitesize/guides/zpcxp39/revision/5</p> <p>https://www.bbc.co.uk/bitesize/guides/zpcxp39/revision/6</p> <p>https://www.bbc.co.uk/bitesize/guides/zpcxp39/revision/7</p> <p>https://www.bbc.co.uk/bitesize/guides/zpcxp39/revision/8</p> <p>https://www.bbc.co.uk/bitesize/guides/zpcxp39/revision/9</p>
6	Grammar	<p>https://www.bbc.co.uk/bitesize/guides/zy3qxsg/revision/1</p> <p>https://www.bbc.co.uk/bitesize/guides/zw23cwx/revision/1</p> <p>https://www.bbc.co.uk/bitesize/guides/ztf7hv/revision/1</p> <p>https://www.bbc.co.uk/bitesize/guides/zsb76fr/revision/1</p>

		https://www.bbc.co.uk/bitesize/guides/zyrmhv4/revision/1
--	--	---

		https://www.bbc.co.uk/bitesize/guides/zgkhfrd/revision/1
--	--	---

		https://www.bbc.co.uk/bitesize/guides/z39tsg8/revision/1
--	--	---

Term 3	Year 10	
Week	Topic	Link
1	Questions words in Spanish	https://www.spanishlearninglab.com/spanish-question-marks-words/
2	Holidays in the present tense	https://www.bbc.co.uk/bitesize/guides/zr6b7nb/revision/1
3	The preterite tense (past tense)	https://www.languagesonline.org.uk/Spanish/preterite/1.htm
4	Holidays in the past tense	https://teachers.thenational.academy/lessons/talking-about-what-you-did-on-holiday-part-13-crtpr https://teachers.thenational.academy/lessons/talking-about-what-you-did-on-holiday-part-23-60vp4c
5	Holidays in the past tense.	https://teachers.thenational.academy/lessons/talking-about-what-you-did-on-holiday-part-33-68w3jd
6	Holidays in the past tense Weather	https://app.senecalearning.com/classroom/course/eefdd6b0-6960-11e8-9e60-31064e3f9a21/section/18c4f95b-4efa-4bdf-bceb-944c56815949/session https://app.senecalearning.com/classroom/course/eefdd6b0-6960-11e8-9e60-31064e3f9a21/section/77a86694-5aba-4470-8110-9d023f5df47c/session

Term 4	Topic	Link
1	Mis pasatiempos (hobbies)	https://www.linguascope.com/secure/students/beginner/topic.php?language=spanish&topic=hobbies https://www.bbc.co.uk/bitesize/topics/zvhxt39/articles/zf428hv
2	Frequency words Written assessment	Use Memrise login
3	-Ar verbs/mis pasatiempos	https://www.linguascope.com/secure/students/beginner/topic.php?language=spanish&topic=hobbies https://www.bbc.co.uk/bitesize/topics/zvhxt39/articles/zf428hv
4	Numbers to –31 Birthdays/months of the year	https://www.bbc.co.uk/bitesize/articles/zfmnydm#z6rdqfr https://www.berlitz.com/blog/months-in-spanish
5	The verb: Tener Being able to say your age in Spanish	https://www.directespanol.com/how-to-use-tener-in-spanish/ https://www.bbc.co.uk/bitesize/topics/zg9mhyc/articles/zjpmkmn https://spanishwithpedro.com/say-your-age-in-spanish/
6	Las familias	https://www.linguascope.com/secure/students/beginner/topic.php?language=spanish&topic=family

Terms 3 and 4	Year 10	
Week	Topic	Link
1 (Term 3)	Unit 3 – Understanding Development: Lesson 1: What is development?	https://continuityoak.org.uk/Lessons#
2 (Term 3)	Unit 3 – Understanding Development: Lesson 2: Economic and social measures of development	https://continuityoak.org.uk/Lessons#
3 (Term 3)	Unit 3 – Understanding Development: Lesson 3: Limitations of economic and social measures of development	https://continuityoak.org.uk/Lessons#
4 (Term 3)	Unit 3 – Understanding Development: Lesson 4: The Demographic Transition Model	https://continuityoak.org.uk/Lessons#
5 (Term 3)	Unit 3 – Understanding Development: Lesson 5: Population Pyramids	https://continuityoak.org.uk/Lessons#
6 (Term 3)	Unit 10 – Urban Growth in Lagos, Nigeria: Lesson 1: Location and importance of Lagos	https://continuityoak.org.uk/Lessons#
7 (Term 4)	Unit 10 – Urban Growth in Lagos, Nigeria: Lesson 2: Causes of urban growth in Lagos	https://continuityoak.org.uk/Lessons#
8 (Term 4)	Unit 10 – Urban Growth in Lagos, Nigeria:	https://continuityoak.org.uk/Lessons#

	Lesson 3: Social opportunities of urban growth in Lagos	
9 (Term 4)	Unit 10 – Urban Growth in Lagos, Nigeria: Lesson 4: Economic opportunities of urban growth in Lagos	https://continuityoak.org.uk/Lessons#
10 (Term 4)	Unit 10 – Urban Growth in Lagos, Nigeria: Lesson 5: Challenges of urban growth in Lagos (Part 1)	https://continuityoak.org.uk/Lessons#
11 (Term 4)	Unit 10 – Urban Growth in Lagos, Nigeria: Lesson 6: Challenges of urban growth in Lagos (part 2)	https://continuityoak.org.uk/Lessons#
12 (Term 4)	Unit 10 – Urban Growth in Lagos, Nigeria: Lesson 7: Urban planning in Lagos: Makoko floating school	https://continuityoak.org.uk/Lessons#

Terms 3 and 4	Year 10	
Week	Topic	Link
1 (T3)	Paper 2, Elizabeth I – Lesson 1: Elizabeth’s Background	https://continuityoak.org.uk/Lessons - Click History, then Unit 2 Elizabeth I and then the correct lesson
2 (T3)	Paper 2, Elizabeth I – Lesson 2: Elizabethan Society	https://continuityoak.org.uk/Lessons - Click History, then Unit 2 Elizabeth I and then the correct lesson
3 (T3)	Paper 2, Elizabeth I – Lesson 3: Elizabethan government	https://continuityoak.org.uk/Lessons - Click History, then Unit 2 Elizabeth I and then the correct lesson
4 (T3)	Paper 2, Elizabeth I – Lesson 4: Financial problems	https://continuityoak.org.uk/Lessons - Click History, then Unit 2 Elizabeth I and then the correct lesson
5 (T3)	Paper 2, Elizabeth I – Lesson 5: Challenges from abroad	https://continuityoak.org.uk/Lessons - Click History, then Unit 2 Elizabeth I and then the correct lesson
6 (T3)	Paper 2, Elizabeth I – Lesson 6: How challenging were Elizabeth’s early years?	https://continuityoak.org.uk/Lessons - Click History, then Unit 2 Elizabeth I and then the correct lesson
7 (T4)	Paper 2, Elizabeth I – Lesson 7: Different religious groups	https://continuityoak.org.uk/Lessons - Click History, then Unit 2 Elizabeth I and then the correct lesson
8 (T4)	Paper 2, Elizabeth I – Lesson 8: Religious Settlement	https://continuityoak.org.uk/Lessons - Click History, then Unit 2 Elizabeth I and then the correct lesson
9 (T4)	Paper 2, Elizabeth I – Lesson 9: Enforcing the Religious Settlement	https://continuityoak.org.uk/Lessons - Click History, then Unit 2 Elizabeth I and then the correct lesson
10 (T4)	Paper 2, Elizabeth I – Lesson 10: Puritan and Catholic challenges	https://continuityoak.org.uk/Lessons - Click History, then Unit 2 Elizabeth I and then the correct lesson

11 (T4)	Paper 2, Elizabeth I – Lesson 11: Foreign powers reactions to the Settlement	https://continuityoak.org.uk/Lessons - Click History, then Unit 2 Elizabeth I and then the correct lesson
12 (T4)	Paper 2, Elizabeth I – Lesson 12: Mary, Queen of Scots	https://continuityoak.org.uk/Lessons - Click History, then Unit 2 Elizabeth I and then the correct lesson

Term 3	Year 10	
Week	Topic	Link
1	Christianity: Practices	https://classroom.thenational.academy/lessons/worship-6xh3jt
2	Christianity: Practices	https://classroom.thenational.academy/lessons/baptism-64wp8d
3	Christianity: Practices	https://classroom.thenational.academy/lessons/eucharist-6cw3gc
4	Christianity: Practices	https://classroom.thenational.academy/lessons/pilgrimage-60v64c
5	Christianity: Practices	https://classroom.thenational.academy/lessons/church-in-the-local-community-69h38e
6	Christianity: Practices	https://classroom.thenational.academy/lessons/growth-of-the-church-ccvpac

Terms 4 and 5		
Week	Topic	Link
1	Sikhism	Make notes on: https://www.bbc.co.uk/bitesize/guides/znwr97h/revision/1 https://www.bbc.co.uk/bitesize/guides/znwr97h/revision/2
2	Sikhism	Make notes on: https://www.bbc.co.uk/bitesize/guides/znwr97h/revision/3 https://www.bbc.co.uk/bitesize/guides/znwr97h/revision/4
3	Sikhism	Make notes on: https://www.bbc.co.uk/bitesize/guides/znwr97h/revision/5 https://www.bbc.co.uk/bitesize/guides/znwr97h/revision/6
4	Sikhism	Make notes on: https://www.bbc.co.uk/bitesize/guides/znwr97h/revision/7 https://www.bbc.co.uk/bitesize/guides/znwr97h/revision/8
5	Sikhism	Make notes on: https://www.bbc.co.uk/bitesize/guides/znwr97h/revision/9 https://www.bbc.co.uk/bitesize/guides/znwr97h/revision/10
6	Sikhism	Make notes on: https://www.bbc.co.uk/bitesize/guides/znwr97h/revision/11 https://www.bbc.co.uk/bitesize/guides/znwr97h/revision/12
7	Relationships	https://classroom.thenational.academy/lessons/nature-and-purpose-of-families-6tjkgd
8	Relationships	https://classroom.thenational.academy/lessons/nature-and-purpose-of-marriage-64wkgr
9	Relationships	https://classroom.thenational.academy/lessons/divorce-c9jkcd
10	Relationships	https://classroom.thenational.academy/lessons/sex-outside-of-marriage-6rt66r
11	Relationships	https://classroom.thenational.academy/lessons/attitudes-towards-sexuality-6mt3cd
12	Relationships	https://classroom.thenational.academy/lessons/same-sex-marriage-chgpae
13	Relationships	https://classroom.thenational.academy/lessons/cohabitation-71j3jt

Year 10 Business

[HOME](#)

Terms 3 and 4	Year 10	
Week	Topic	Link
1	Cash flow	https://www.bbc.co.uk/bitesize/guides/zfjhxyc/revision/1 https://app.senecalearning.com/classroom/course/e7efbfa0-222a-11e8-9249-b5781fc38111/section/fb45d390-22c1-11e8-9cbe-8f1123064fb1/session

2	Sources of Finance	https://www.bbc.co.uk/bitesize/guides/zhwtmfr/revision/1 https://app.senecalearning.com/classroom/course/e7efbfa0-222a-11e8-9249-b5781fc38111/section/da993c10-22c4-11e8-9cbe-8f1123064fb1/session
3	Sole trader, Partnerships & Limited Liability	https://app.senecalearning.com/classroom/course/e7efbfa0-222a-11e8-9249-b5781fc38111/section/5e001690-2375-11e8-b386-695f0e881b4d/session https://www.bbc.co.uk/bitesize/guides/z48x7nb/revision/1 https://www.bbc.co.uk/bitesize/guides/z48x7nb/revision/3 https://www.bbc.co.uk/bitesize/guides/z48x7nb/revision/4
4	Private Limited Companies	https://members.gcsepod.com/shared/podcasts/title/12840/78395 https://www.bbc.co.uk/bitesize/guides/z48x7nb/revision/5
5	Franchises	https://app.senecalearning.com/classroom/course/e7efbfa0-222a-11e8-9249-b5781fc38111/section/f9930db0-2375-11e8-b386-695f0e881b4d/session https://members.gcsepod.com/shared/podcasts/title/12840/78409
6		https://www.bbc.co.uk/bitesize/guides/zjmfpg8/revision/1

	Business Location	https://members.gcsepod.com/shared/podcasts/title/12840/81091
7	Price , product	https://members.gcsepod.com/shared/podcasts/title/12840/79935 https://www.bbc.co.uk/bitesize/guides/z4wtmfr/revision/1 https://www.bbc.co.uk/bitesize/guides/z4wtmfr/revision/3 https://www.bbc.co.uk/bitesize/guides/z4wtmfr/revision/2
8	Place, Promotion & how the marketing mix works together	https://www.bbc.co.uk/bitesize/guides/z4wtmfr/revision/4 https://www.bbc.co.uk/bitesize/guides/z4wtmfr/revision/5 https://app.senecalearning.com/classroom/course/e7efbfa0-222a-11e8-9249-b5781fc38111/section/fd115f40-22d6-11e8-9cbe-8f1123064fb1/session https://www.bbc.co.uk/bitesize/guides/z4wtmfr/revision/6
9	Business Plans	https://app.senecalearning.com/classroom/course/e7efbfa0-222a-11e8-9249-b5781fc38111/section/2cf0b420-22d9-11e8-9cbe-8f1123064fb1/session https://members.gcsepod.com/shared/podcasts/title/12840/78349 https://www.bbc.co.uk/bitesize/guides/z7t3f4j/revision/1

10	Business Stakeholders	https://members.gcsepod.com/shared/podcasts/title/12843/78334 https://www.bbc.co.uk/bitesize/guides/z6scbdm/revision/1
11	Technology in Business	https://www.bbc.co.uk/bitesize/guides/zdmfpg8/revision/1 https://www.bbc.co.uk/bitesize/guides/zdmfpg8/revision/2 https://www.bbc.co.uk/bitesize/guides/zdmfpg8/revision/3 https://members.gcsepod.com/shared/podcasts/title/12843/81731

Terms 3 and 4	CORE PE	Link	EXAMINATION PE
1	How can training be personalised?	https://classroom.thenational.academy/lessons/how-can-training-be-personalised-74vkgr	<p>Cambridge PE - Organisation of a sporting activity (appropriate venue, equipment, timings, supervision, contingency plan)</p> <p>https://www.ukcoaching.org/resources/topics/videos/how-to-plan-and-organise-a-coaching-session</p> <p>PowerPoint – slides 21-28</p> <p>https://sheldonschool-my.sharepoint.com/:p:/g/personal/lburcombe_sheldonschool_co_uk/EWpF14IzHW1NIWjvfu8WSH0BY44CoZBof8IcGNIgnhOilQ</p> <p>GCSE PE The Structure and Function of the Cardio-Respiratory System</p> <p>The Pathway of air</p> <p>https://www.bbc.co.uk/bitesize/articles/zbhcg7h#z9ydkty</p> <p>https://www.bbc.co.uk/bitesize/articles/zdfs47h</p>
2	Agility	https://classroom.thenational.academy/lessons/agility-61hk2d	<p>Cambridge PE – Risk Assessment</p> <p>PowerPoint – slides 29-33</p> <p>https://sheldonschool-my.sharepoint.com/:p:/g/personal/lburcombe_sheldonschool_co_uk/EWpF14IzHW1NIWjvfu8WSH0BY44CoZBof8IcGNIgnhOilQ</p> <p>GCSE PE - Gaseous Exchange</p> <p>https://www.bbc.co.uk/bitesize/guides/zpd4wxs/revision/1</p>
3	Speed and Agility	https://classroom.thenational.academy/lessons/speed-and-agility-c4tk4d	Cambridge PE – Warm Ups & Cool Downs

			<p>https://sheldonschool-my.sharepoint.com/:p:/g/personal/lburcombe_sheldonschool_co_uk/EWhW7ughVSFFvA5IZ-RjlzEBOXhegXI7phexdHgENNCWoQ</p> <p>GCSE PE - Blood vessels https://www.bbc.co.uk/bitesize/guides/z8fhycw/revision/1</p>
4	Jumping for height	https://classroom.thenational.academy/lessons/jumping-for-height-71gpat	<p>Cambridge PE – Practices & Conditioned Games PowerPoint – slides 34-36</p> <p>https://sheldonschool-my.sharepoint.com/:p:/g/personal/lburcombe_sheldonschool_co_uk/EWpF14IzHW1NIWjvfu8WSH0BY44CoZBof8IcGNiGnhOilQ</p> <p>GCSE PE - Structure of the heart https://www.bbc.co.uk/bitesize/guides/z8fhycw/revision/1</p>
5	Flexibility and core strength	https://classroom.thenational.academy/lessons/flexibility-and-core-strength-64uk4d	<p>Cambridge PE – Leading a Sports Activity Session PowerPoint – slides 37-42</p> <p>https://sheldonschool-my.sharepoint.com/:p:/g/personal/lburcombe_sheldonschool_co_uk/EWpF14IzHW1NIWjvfu8WSH0BY44CoZBof8IcGNiGnhOilQ</p> <p>Worksheet - https://sheldonschool-my.sharepoint.com/personal/lburcombe_sheldonschool_co_uk/Documents/PE/Cambridge%20National%20Level%202%20Sport%20Studies/R185%20-%20Performance%20and%20Leadership%20in%20Sports%20Activities/Online%20Resources/Delivering%20a%20Leadership%20Session.docx</p> <p>GCSE PE - The cardiac cycle & pathway of blood https://www.bbc.co.uk/bitesize/guides/z8fhycw/revision/1</p>

6	Throwing for accuracy	https://classroom.thenational.academy/lessons/throwing-for-accuracy-c8tp2r	Cambridge PE – Leadership Styles https://www.brianmac.co.uk/styles.htm#:~:text=The%20autocratic%20style%20could%20be,do%20what%20they%20want%20to GCSE PE - Cardiac output, stroke volume & heart rate https://www.bbc.co.uk/bitesize/guides/z8fhycw/revision/3
7	Balance	https://classroom.thenational.academy/lessons/balance-6wr68d	GCSE PE - The mechanics of breathing https://www.bbc.co.uk/bitesize/guides/zpd4wxs/revision/1
8	Hitting Targets	https://classroom.thenational.academy/lessons/hitting-targets-60t3cd	GCSE PE - Interpretation of spirometer trace https://www.bbc.co.uk/bitesize/guides/zpd4wxs/revision/2
9	Skeletal Muscles	https://www.bbc.co.uk/bitesize/topics/znyycdm/articles/zd7yydm#zm33f82	GCSE PE - Aerobic & Anaerobic / EPOC https://www.bbc.co.uk/bitesize/guides/z2c34j6/revision/1
10	The skeletal system	https://www.bbc.co.uk/bitesize/topics/znyycdm/articles/zgbdp3#zm33f82	GCSE PE - The recovery process from vigorous exercise https://www.youtube.com/watch?v=fwXlsigby9M
11	Biomechanics	https://www.bbc.co.uk/bitesize/topics/znyycdm/articles/zmqjsg#zm33f82	GCSE PE - The immediate, short & long term effects of ex https://www.bbc.co.uk/bitesize/guides/zghmp39/revision/1

Term 3 and 4	Year 10	
Week	Topic	Link
1	Pre-conceptive health	https://www.nhs.uk/pregnancy/trying-for-a-baby/planning-your-pregnancy/
2	Types of contraception and their advantage and disadvantages	https://www.bbc.co.uk/bitesize/guides/zs9hb82/revision/3 https://www.bbc.co.uk/bitesize/guides/zs9hb82/revision/4
3	Structure and function of the reproductive systems	https://www.bbc.co.uk/bitesize/guides/zxnscw/revision/1 https://www.bbc.co.uk/bitesize/guides/zxnscw/revision/2
4	Menstrual cycle	https://www.bbc.co.uk/bitesize/guides/zxnscw/revision/3
5	How reproduction takes place	https://www.bbc.co.uk/bitesize/guides/zpwjk2p/revision/2
6	The signs and symptoms of pregnancy	https://www.nhs.uk/pregnancy/trying-for-a-baby/signs-and-symptoms-of-pregnancy/
7	The purpose and importance of antenatal clinics	https://www.publichealth.hscni.net/publications/pregnancy-book-0 chapter 5
8	Screening and diagnostic tests during pregnancy	https://www.nhs.uk/pregnancy/your-pregnancy-care/screening-tests/

9	The choices available for delivery	https://www.publichealth.hscni.net/sites/default/files/2023-06/Preg%20book%202023%20complete.pdf chapter 9
10	Pain relief in labour	https://www.publichealth.hscni.net/sites/default/files/2023-06/Preg%20book%202023%20complete.pdf chapter 9

Term 3	Year 11	
Week	Topic	Link
1	Revising English Language Paper 2	Follow all links in the 'analysing non-fiction' section: https://www.bbc.co.uk/bitesize/examspecs/zcbchv4
2	Revision for mocks (Lang Paper 2, 'An Inspector Calls' and 'Power and Conflict' poetry)	'An Inspector Calls' - In this playlist, watch summaries of Act 1, 2 and 3. Then watch videos on characters or themes – start with the ones you are least comfortable with. https://youtube.com/playlist?list=PLqGFsWf-P-cDvuiSH8SycEDh1Ugke9tmb&si=Kz4pa38ziwspoDCk Poetry – in this playlist, watch videos on the poems you are least comfortable with: https://youtube.com/playlist?list=PLqGFsWf-P-cAO64IBHZTFwTz2X0DD_Cxk&si=8BE31Xs7qab-Wole Language – complete lessons 3, 6, 7, 8: https://classroom.thenational.academy/units/language-skills-non-fiction-reading-665d
3	Revising for Literature mock	Poetry - follow all links: https://www.bbc.co.uk/bitesize/topics/ztbody39
4	Introducing the plot of 'Macbeth'	These tasks will take some time and span two week's of work – take your time and make notes Watch 'Macbeth': https://www.clickview.net/secondary/videos/31890067/macbeth

		<p>Read the summary: https://www.sparknotes.com/shakespeare/macbeth/summary/</p> <p>Complete the quiz: https://www.sparknotes.com/shakespeare/macbeth/quiz/</p>
5	Introducing the plot of 'Macbeth'	<p>These tasks will take some time and span two week's of work – take your time and make notes</p> <p>Watch 'Macbeth': https://www.clickview.net/secondary/videos/31890067/macbeth</p> <p>Read the summary: https://www.sparknotes.com/shakespeare/macbeth/summary/</p> <p>Complete the quiz: https://www.sparknotes.com/shakespeare/macbeth/quiz/</p>
6	Context of 'Macbeth' The tragic hero	<p>Complete this lesson: https://continuityoak.org.uk/Lessons?r=1965</p> <p>Complete this lesson: https://continuityoak.org.uk/Lessons?r=54</p>
7	Character – Macbeth Character – Lady Macbeth	<p>Macbeth: https://continuityoak.org.uk/Lessons?r=56</p> <p>https://continuityoak.org.uk/Lessons?r=1793</p> <p>https://continuityoak.org.uk/Lessons?r=68</p> <p>https://members.gcsepod.com/shared/podcasts/chapter/72452</p> <p>Lady Macbeth:</p>

		https://continuityoak.org.uk/Lessons?r=57 https://continuityoak.org.uk/Lessons?r=67 https://members.gcsepod.com/shared/podcasts/chapter/72453
8		Macbeths' Marriage: https://continuityoak.org.uk/Lessons?r=58 Macduff and Banquo: https://continuityoak.org.uk/Lessons?r=66 https://continuityoak.org.uk/Lessons?r=1813 https://continuityoak.org.uk/Lessons?r=1993 https://continuityoak.org.uk/Lessons?r=1967 https://www.bbc.co.uk/bitesize/guides/z347v4j/revision/4
9		The Supernatural: https://continuityoak.org.uk/Lessons?r=53 https://continuityoak.org.uk/Lessons?r=1987 https://continuityoak.org.uk/Lessons?r=1988 Ambition/The tragic hero: https://continuityoak.org.uk/Lessons?r=1990 https://continuityoak.org.uk/Lessons?r=1991

Term 4

[Year 11 Revision Olympics](#)

Year 11 Media

[HOME](#)

Term 3	Year 11	
Week	Topic	Link
1	Practice Component 3 Brief	In preparation for your final Component we will work on a practice brief: <i>HELP! is a UK based charity that promotes volunteering opportunities for young people in their communities. HELP! wants to change what young people think</i>

	Initial brainstorm	<p><i>about volunteering.</i></p> <p><i>HELP! wants young people to know that volunteering has benefits and wants to challenge stereotypes about this kind of work. HELP! wants to make it clear that people from all walks of life can get a lot out of helping others.</i></p> <p><i>The charity has asked you to produce a media product(s) to promote volunteering to an audience of 14 to 18-year olds. HELP! encourages you to think creatively about how you will challenge the idea that volunteering is boring or uncool.</i></p> <p><i>The media product(s) should:</i></p> <ul style="list-style-type: none"> • <i>highlight the benefits of volunteering to young people</i> • <i>show that all sorts of people volunteer from different communities</i> • <i>include the charity name HELP</i> <p>You need to create 3 or 4 pages for a print product or products which meet the above brief. Full brief can be found here https://shorturl.at/rsBFK (Past Paper 1)</p> <p>Task: Create an initial moodboard/brainstorm of ideas. Find and collect existing volunteering products such as ads and magazine covers. Find other products for 'cooler' products that you might use as inspiration e.g music/fashion magazine covers; album covers; tour posters. Create multiple slides and be sure to add notes on what you find/like/observe</p>
2	Ideas Log	<p>Activity 1 (Part A): Ideas Log</p> <p>Complete an Ideas Log on the development of your chosen idea for a media product(s) in response to the brief.</p> <p>You must complete a log providing information on:</p> <p>your initial ideas and how your ideas will meet the brief with reference to:</p> <ul style="list-style-type: none"> – your target audience – how any other media products have influenced your ideas – the content of your chosen idea and how it will be structured into pages – how the content meets the requirements of the brief

		<p>– the style that will be used in chosen your idea. Refer here to influences, photo ideas- including costume, props, lighting, language such as cover stories, taglines, colours, fonts</p> <p>You will be assessed on your ideas, and how they respond to the needs of the brief.</p>
3	Planning Material	<p>Activity 1 (Part B): Planning Material SKETCHING YOUR CONCEPT</p> <p>You must develop your ideas by producing planning material in order to visualise the content and style of your media product(s)</p> <p>Based on your work in your Ideas Log:</p> <p>Sketch the layout and design for the pages of your print product(s). The page layout and design should include:</p> <ul style="list-style-type: none"> • headlines and straplines • the positioning of body copy, images and other assets, e.g. running heads, pull quotes, cover lines • notes on design features, e.g. typography, use of colour, styles, effects.
4	Planning Material cont	<p>Activity 1 (Part B): Planning Material continued CREATING ROUGH DIGITAL VERSIONS</p> <p>Continue to develop your ideas by creating rough versions of your products using PIXLR or similar https://pixlr.com/express/</p> <p>The page layout and design should include:</p> <ul style="list-style-type: none"> • headlines and straplines • the positioning of body copy, images and other assets, e.g. running heads, pull quotes, cover lines- use found images or test photos of your own • notes on design features, e.g. typography, use of colour, styles, effects.

5	Final products	<p>Activity 2: Final Media Product(s)</p> <p>FINAL VERSIONS</p> <p>You should:</p> <ul style="list-style-type: none"> • use your ideas from Activity 1 (Part A), planning material from Activity 1 (Part B) and your own photos and articles that you have collected and generated in the previous lessons to: • create your media product(s) in response to the brief. In the time you have- produce to the best of your ability 2 pages of your planned pages. • export your product(s) in an appropriate digital file format.
6	Review of process	<p>Produce a Technical and Review Record of up to two sides of A4 that:</p> <ul style="list-style-type: none"> • Explores how successfully your response to the project has been • Analyse and explain your use of different tools- both software and hardware • Consider how successful your photos were in terms of what you wanted to achieve and what you would do differently • Consider how successful your photo editing was in terms of what you wanted to achieve and what you would do differently • Refer to the brief and how far you have met the requirements

Term 4	Year 11	
Week	Topic	Link
1	Practice Component 3 Brief Initial brainstorm	<p>You will now be working on your actual final brief and should be preparing and practicing to produce the ideas log.</p> <p>Your brief is here:</p> <p>http://tinyurl.com/2uuhd9e4</p> <p>Task: Create an initial moodboard/brainstorm of ideas. Find and collect existing volunteering products such as ads and magazine covers. Find other products for 'cooler' products that you might use as inspiration e.g music/fashion magazine covers; album covers; tour posters. Create multiple slides and be sure to add notes on what you find/like/observe</p>
2	Ideas Log	<p>Activity 1 (Part A): Ideas Log</p> <p>Complete an Ideas Log on the development of your chosen idea for a media product(s) in response to the brief.</p> <p>You must complete a log providing information on:</p> <p>your initial ideas and how your ideas will meet the brief with reference to:</p> <ul style="list-style-type: none"> – your target audience – how any other media products have influenced your ideas – the content of your chosen idea and how it will be structured into pages – how the content meets the requirements of the brief – the style that will be used in chosen your idea. Refer here to influences, photo ideas-including costume, props, lighting, language such as cover stories, taglines, colours, fonts <p>You will be assessed on your ideas, and how they respond to the needs of the brief.</p>
3	Planning Material	<p>Activity 1 (Part B): Planning Material</p> <p>SKETCHING YOUR CONCEPT</p> <p>You must develop your ideas by producing planning material in order to visualise the content and style of your media product(s)</p> <p>Based on your work in your Ideas Log:</p> <p>Sketch the layout and design for the pages of your print product(s).</p> <p>The page layout and design should include:</p> <ul style="list-style-type: none"> • headlines and straplines

		<ul style="list-style-type: none"> • the positioning of body copy, images and other assets, e.g. running heads, pull quotes, cover lines • notes on design features, e.g. typography, use of colour, styles, effects.
4	Planning Material cont	<p>Activity 1 (Part B): Planning Material continued CREATING ROUGH DIGITAL VERSIONS</p> <p>Continue to develop your ideas by creating rough versions of your products using PIXLR or similar https://pixlr.com/express/ The page layout and design should include:</p> <ul style="list-style-type: none"> • headlines and straplines • the positioning of body copy, images and other assets, e.g. running heads, pull quotes, cover lines- use found images or test photos of your own • notes on design features, e.g. typography, use of colour, styles, effects.
5	Final products	<p>Activity 2: Final Media Product(s) FINAL VERSIONS</p> <p>You should:</p> <ul style="list-style-type: none"> • use your ideas from Activity 1 (Part A), planning material from Activity 1 (Part B) and your own photos and articles that you have collected and generated in the previous lessons to: • create your media product(s) in response to the brief. In the time you have- produce to the best of your ability 2 pages of your planned pages. • export your product(s) in an appropriate digital file format.
6	Review of process	<p>Prepare a Technical and Review Record of up to two sides of A4 that:</p> <p>Explores how successfully your response to the project has been Analyse and explain your use of different tools- both software and hardware Consider how successful your photos were in terms of what you wanted to achieve and what you would do differently Consider how successful your photo editing was in terms of what you wanted to achieve and what you would do differently Refer to the brief and how far you have met the requirements</p>

Week	Link
1	Video =- https://corbettmaths.com/2012/08/20/substitution-into-expressions/ Questions – https://corbettmaths.com/wp-content/uploads/2013/02/substitution-pdf2.pdf Answers – https://corbettmaths.com/wp-content/uploads/2019/08/Algebra-substitution.pdf

	<p>Video https://corbettmaths.com/2017/09/25/function-machines/</p> <p>Questions</p> <p>Answers https://corbettmaths.com/wp-content/uploads/2019/02/Function-Machines-answers.pdf</p> <p>Sparx codes (go to the Independent Learning section) U205 - Substituting into expressions U585 - Substituting into algebraic formulae U144 - Substituting into real-life formulae</p>
2	<p>Intro to function notation https://vimeo.com/649577847</p> <p>Sparx codes: U637 - Substituting into functions</p> <p>Higher only</p> <p>Composite Functions Video: https://corbettmaths.com/2016/08/07/composite-functions-2/</p> <p>Inverse Functions video: https://corbettmaths.com/2016/08/07/inverse-functions/</p>

	<p>Worksheet for both: https://corbettmaths.com/wp-content/uploads/2020/05/Functions.pdf</p> <p>Answers: https://corbettmaths.com/wp-content/uploads/2020/05/Functions-Answers-1.pdf</p> <p>U895 - Substituting into composite functions (Higher only) U448 - Finding composite functions U996 - Finding inverse functions</p>
3	<p>INTERNAL EXAMS</p> <p>Online practice papers @ https://www.onmaths.com/mock_exams/?archiveType=predictions</p>
	<p>INTERNAL EXAMS</p> <p>Online practice papers @ https://www.onmaths.com/mock_exams/?archiveType=predictions</p>
5	<p>Basics videos (watch both): https://www.mathsgenie.co.uk/proportion.html</p> <p>Worksheet https://www.mathsgenie.co.uk/resources/5-direct-and-inverse-proportion.pdf</p> <p>Answers: https://www.mathsgenie.co.uk/resources/5-direct-and-inverse-proportionans.pdf</p> <p>Sparx – U721 & U357</p> <p>Higher only</p>

	<p>Video (Direct) https://corbettmaths.com/2013/04/04/direct-proportion/</p> <p>Video (Inverse) https://corbettmaths.com/2013/04/04/inverse-proportion/</p> <p>Questions: https://corbettmaths.com/wp-content/uploads/2019/03/Proportion-Direct-and-Inverse.pdf</p> <p>Answers: https://corbettmaths.com/wp-content/uploads/2019/03/Direct Inverse-Proportion-Answers.pdf</p> <p>Sparx – U640, U407, U364, U138</p>
6	<p>Video on Pressure: https://corbettmaths.com/2016/07/28/pressure/</p> <p>Worksheet: https://corbettmaths.com/wp-content/uploads/2013/02/pressure-pdf1.pdf</p> <p>Answers: https://corbettmaths.com/wp-content/uploads/2019/08/Pressure.pdf</p> <p>Sparx: U527</p> <p>Video on Density: https://corbettmaths.com/2016/06/07/density/</p> <p>Worksheet: https://corbettmaths.com/wp-content/uploads/2022/11/density-pdf2-1.pdf</p> <p>Answers: https://corbettmaths.com/wp-content/uploads/2019/08/Density.pdf</p> <p>Sparx: U910 U842</p>

	Exterior and Interior Angles in polygons	<p>Video: https://corbettmaths.com/2012/08/10/angles-in-polygons/ Questions: https://corbettmaths.com/wp-content/uploads/2013/02/angles-in-polygons-pdf2.pdf Answers: https://corbettmaths.com/wp-content/uploads/2019/08/Angles-polygons.pdf SPARX Code: U427</p>
3	<p>Pythagoras Theorem</p> <p>Trigonometry</p>	<p>Video: https://corbettmaths.com/2012/08/19/pythagoras-video/ Questions: https://corbettmaths.com/wp-content/uploads/2019/02/Pythagoras-pdf.pdf Answers: https://corbettmaths.com/wp-content/uploads/2019/02/Pythagoras-Answers.pdf SPARX Code: U385</p> <p>Video: https://corbettmaths.com/2023/06/13/trigonometry-videos-2/ Questions: https://corbettmaths.com/wp-content/uploads/2021/12/Trigonometry-Exercise-329-330-331.pdf Answers: https://corbettmaths.com/wp-content/uploads/2023/04/Trigonometry-1-1.pdf SPARX Code: U605, U283, U545</p>
4	<p>Finding the nth term for a linear sequence. Using rules for sequences.</p> <p>Sample Space Diagrams</p>	<p>Video: https://corbettmaths.com/2012/08/20/the-nth-term-for-linear-sequences/ Questions: https://corbettmaths.com/wp-content/uploads/2021/09/nth-term-Exercise-288-289.pdf Answers: https://corbettmaths.com/wp-content/uploads/2022/06/Sequences.pdf SPARX Code: U498</p> <p>Video: https://corbettmaths.com/2013/06/18/sample-space-diagrams/ Questions: https://corbettmaths.com/wp-content/uploads/2013/02/sample-spaces-pdf1.pdf Answers: https://corbettmaths.com/wp-content/uploads/2019/08/sample-spaces.pdf</p>

		SPARX Code: U104
5	Transformations Enlargements	Video: https://corbettmaths.com/2012/08/19/enlargements/ Questions: https://corbettmaths.com/wp-content/uploads/2019/01/Enlargements-pdf.pdf Answers: https://corbettmaths.com/wp-content/uploads/2019/01/Enlargements.pdf SPARX Code: U519
	Translations	Video: https://corbettmaths.com/2012/08/10/transformations-translations/ Questions: https://corbettmaths.com/wp-content/uploads/2013/02/translations-pdf1.pdf Answers: https://corbettmaths.com/wp-content/uploads/2019/06/Translations.pdf SPARX Code: U196
	Rotations	Video: https://corbettmaths.com/2013/05/19/rotations/ Questions: https://corbettmaths.com/wp-content/uploads/2013/02/rotations.pdf Answers: https://corbettmaths.com/wp-content/uploads/2019/08/rotations.pdf SPARX Code: U696
	Reflections	Video: https://corbettmaths.com/2012/08/19/reflections/ Questions: https://corbettmaths.com/wp-content/uploads/2013/02/reflections-pdf1.pdf Answers: https://corbettmaths.com/wp-content/uploads/2020/02/Reflections-Answers.pdf SPARX Code: U799
6	Venn Diagrams	Video: https://corbettmaths.com/2016/08/07/venn-diagrams/ Questions: https://corbettmaths.com/wp-content/uploads/2021/07/Venn-Diagrams-Foundation.pdf Answers: https://corbettmaths.com/wp-content/uploads/2021/07/Venn-Diagrams-Answers-Foundation.pdf

	Scatter Diagrams	SPARX Code: U476, U748 Video: https://corbettmaths.com/2012/08/10/scatter-graphs/ Questions: https://corbettmaths.com/wp-content/uploads/2019/01/Scatter-Graphs-1.pdf Answers: https://corbettmaths.com/wp-content/uploads/2019/01/Scatter-Graphs-Answers.pdf SPARX Code: U199, U277, U128
--	------------------	--

Terms 3 and 4	Topic	Link
1	Biology – Osmosis revision required practical Chemistry – Revision Atomic structure Physics –Energy Transfers	Biology - https://continuityoak.org.uk/Lessons?r=12623 Chemistry - https://continuityoak.org.uk/Lessons?r=452 Physics – https://continuityoak.org.uk/Lessons?r=2659
2	Biology - Food tests revision required practical Chemistry - Revision Covalent bonding Physics –Specific Heat capacity	Biology - https://continuityoak.org.uk/Lessons?r=12585 Chemistry - https://continuityoak.org.uk/Lessons?r=470 Physics – https://continuityoak.org.uk/Lessons?r=2675
3	Biology - Enzymes required practical revision Chemistry - Revision Exothermic and Endothermic reactions Physics – Charge and current	Biology - https://continuityoak.org.uk/Lessons?r=12565 Chemistry - https://continuityoak.org.uk/Lessons?r=1187 Physics – https://continuityoak.org.uk/Lessons?r=2070
4	Biology - Meiosis and fertilisation	Biology - https://continuityoak.org.uk/Lessons?r=1281

	Chemistry - Revision Atomic structure Physics – resistance of a wire	Chemistry - https://continuityoak.org.uk/Lessons?r=452 Physics – https://continuityoak.org.uk/Lessons?r=1874
5	Biology - Sexual vs asexual reproduction Chemistry - Revision covalent bonding Physics –Particle models	Biology - https://continuityoak.org.uk/Lessons?r=1282 Chemistry - https://continuityoak.org.uk/Lessons?r=470 Physics – https://continuityoak.org.uk/Lessons?r=1866
6	Biology - Genes, DNA and chromosomes Chemistry - Revision Exothermic and Endothermic reactions Physics – density required practical	Biology - https://continuityoak.org.uk/Lessons?r=1283 Chemistry - https://continuityoak.org.uk/Lessons?r=1187 Physics – https://continuityoak.org.uk/Lessons?r=1867
7	Biology - Genetic inheritance Chemistry - Revision atomic structure Physics – exploring inside an atom	Biology - https://continuityoak.org.uk/Lessons?r=1287 Chemistry - https://continuityoak.org.uk/Lessons?r=452 Physics – https://continuityoak.org.uk/Lessons?r=2082
8	Biology - Inherited disorders Part 1 & 2 Chemistry - Revision covalent bonding Physics – decay equations	Biology - https://continuityoak.org.uk/Lessons?r=1288 https://continuityoak.org.uk/Lessons?r=1289 Chemistry - https://continuityoak.org.uk/Lessons?r=470 Physics - https://continuityoak.org.uk/Lessons?r=2085
9	Biology - Sex determination	Biology - https://continuityoak.org.uk/Lessons?r=1290

	Chemistry - Revision Exothermic and Endothermic reactions Physics – Atomic structure review	Chemistry - https://continuityoak.org.uk/Lessons?r=1187 Physics - https://continuityoak.org.uk/Lessons?r=9681
10	Biology - Variation and natural selection Pt 1 Chemistry - Physics – Electrical circuits review	Biology - https://continuityoak.org.uk/Lessons?r=1752 Chemistry - Physics - https://continuityoak.org.uk/Lessons?r=1877
11	Biology - Variation and natural selection Pt 2 Chemistry - Physics – Energy review	Biology - https://continuityoak.org.uk/Lessons?r=11260 Chemistry - Physics - https://continuityoak.org.uk/Lessons?r=2685

Terms 3 and 4	Year 11	
Week	Topic	Link
1	Finding Inspiration	https://www.bbc.co.uk/bitesize/guides/z6h39ty/revision/1
2	Drawing materials	https://www.bbc.co.uk/bitesize/guides/ztk7h4j/revision/1
3	Developing Ideas	https://www.bbc.co.uk/bitesize/guides/zvrwxg8/revision/1
4	Using Annotation	https://www.bbc.co.uk/bitesize/guides/z4w6fdm/revision/1
5	Analytical Drawing	https://www.bbc.co.uk/bitesize/guides/zw7p3qt/revision/1
6	Experimenting with Materials and Techniques	https://www.bbc.co.uk/bitesize/guides/z6ng8p3/revision/1
7	Recording Ideas	https://www.bbc.co.uk/bitesize/guides/zygdmbk/revision/1
8	Recording to Develop Ideas	https://www.bbc.co.uk/bitesize/guides/zygdmbk/revision/2
9	Recording Observations	https://www.bbc.co.uk/bitesize/guides/zygdmbk/revision/3
10	Evaluating to Expressive Work	https://www.bbc.co.uk/bitesize/guides/z6srdnb/revision/2

11	The Difference Between Commentry and Evaluating	https://www.bbc.co.uk/bitesize/guides/z6srdnb/revision/4
----	---	---

Terms 3 and 4	Year 11	
Week	Topic	Link
1	Digital cameras	https://www.bbc.co.uk/bitesize/guides/zfnbkhv/revision/1
2	Digital camera functions	https://www.bbc.co.uk/bitesize/guides/zfnbkhv/revision/2
3	Photography equipment	https://www.bbc.co.uk/bitesize/guides/zfnbkhv/revision/3
4	Choosing the right format	https://www.bbc.co.uk/bitesize/guides/zfnbkhv/revision/4
5	Developing ideas	https://www.bbc.co.uk/bitesize/guides/zvrwxg8/revision/1
6	Exploring composition	https://www.bbc.co.uk/bitesize/guides/zvrwxg8/revision/2
7	Using visual elements	https://www.bbc.co.uk/bitesize/guides/zvrwxg8/revision/3
8	Developing use of materials (apply to photography)	https://www.bbc.co.uk/bitesize/guides/zvrwxg8/revision/4
9	Refining ideas	https://www.bbc.co.uk/bitesize/guides/zvrwxg8/revision/5
10	Refining a final idea (apply to photography)	https://www.bbc.co.uk/bitesize/guides/zvrwxg8/revision/6

Year 11		
Week	Topic	Link
1	Theatre Roles	https://www.bbc.co.uk/bitesize/guides/zmf8gwx/revision/1
2	Characteristics of a piece of theatre	https://www.bbc.co.uk/bitesize/guides/z6vwcqt/revision/1
3	Staging	https://www.bbc.co.uk/bitesize/guides/zv8h7nb/revision/1
4	Stage Positioning	https://www.bbc.co.uk/bitesize/guides/zbwnmfr/revision/1
5	Interpretating a character	https://www.bbc.co.uk/bitesize/guides/z42vhbk/revision/1
6	Vocal Interpretation	https://www.bbc.co.uk/bitesize/guides/zkxbnrd/revision/1
7	Set Design	https://www.bbc.co.uk/bitesize/guides/zjp4vk7/revision/1
8	Costume Design	https://www.bbc.co.uk/bitesize/guides/z7skbdm/revision/1
9	Lighting Design	https://www.bbc.co.uk/bitesize/guides/zhg7kmn/revision/1
10	Sound Design	https://www.bbc.co.uk/bitesize/guides/zvdp2sg/revision/1
11	An Inspector Calls – Talking to the actors	https://www.bbc.co.uk/bitesize/articles/zfrpt39

Year 11		
Week	Topic	Link
1	Emancipation of Expressionism – Revision	https://getrevising.co.uk/diagrams/emancipation-of-expressionism-4
2	Shadows – Revision	https://getrevising.co.uk/diagrams/shadows-11
3	A Linha Curva - Revision	https://getrevising.co.uk/diagrams/a-linha-curva-43
4	Artificial Things – Revision	https://getrevising.co.uk/diagrams/artificial-things
5	Within her Eyes – Revision	https://getrevising.co.uk/diagrams/within-her-eyes-mind-map
6	Infra - Revision	https://getrevising.co.uk/revision-notes/gcse-dance-infra-revision
7	Exam terminology	https://quizlet.com/111394799/gcse-dance-terminology-flash-cards/
8	Performance component – Set Phrases	https://www.aqa.org.uk/resources/dance/gcse/dance/teach/set-phrases
9	Choreography component - Choreographic processes	https://tallisgcsedance.weebly.com/choreography.html
10	Exam paper practice – Anthologies	https://www.savemyexams.com/gcse/dance/aqa/past-papers/
11	Exam paper practice – 12 and 6 markers	https://www.turton.uk.com/wp-content/uploads/sites/2/2020/03/Dance__New_Spec_Revision.pdf

Year 11		
Week	Topic	Link
1	New and emerging Technologies	https://www.bbc.co.uk/bitesize/guides/zn4bcj6/revision/1
2	Energy generation and storage	https://www.bbc.co.uk/bitesize/guides/zf8ck2p/revision/1
3	New and emerging Technologies	https://www.bbc.co.uk/bitesize/guides/zn4bcj6/revision/1
4	Material categories and properties	https://www.bbc.co.uk/bitesize/guides/zjgyb82/revision/1
5	Smart, modern and composite materials	https://www.bbc.co.uk/bitesize/guides/zfq8jty/revision/1
6	Systems	https://www.bbc.co.uk/bitesize/guides/z6kr97h/revision/1
7	Mechanical Devices	https://www.bbc.co.uk/bitesize/guides/zbt26yc/revision/1
8	Scales of production	https://www.bbc.co.uk/bitesize/guides/zkvny4j/revision/7
9	Forces and stress	https://www.bbc.co.uk/bitesize/guides/zkvny4j/revision/2

Year 11		
Week	Topic	Link
1	New and emerging Technologies	https://www.bbc.co.uk/bitesize/guides/zn4bcj6/revision/1
2	Energy generation and storage	https://www.bbc.co.uk/bitesize/guides/zf8ck2p/revision/1
3	Development in new Tecnologies	https://www.bbc.co.uk/bitesize/guides/zfq8jty/revision/1
4	Selecting materials (Textiles)	https://www.bbc.co.uk/bitesize/guides/zjc3rwx/revision/1
5	Forces and Stresses	https://www.bbc.co.uk/bitesize/guides/zjc3rwx/revision/2
6	Environmental and Social impact	https://www.bbc.co.uk/bitesize/guides/zjc3rwx/revision/3
7	Fibres and Fabrics	https://www.bbc.co.uk/bitesize/guides/zjc3rwx/revision/4
8	Stock forms in textiles	https://www.bbc.co.uk/bitesize/guides/zjc3rwx/revision/6

Year 11		
Week	Topic	Link
1	Festivals. Recap perfect tense (past) with être	https://www.languagesonline.org.uk/French/Grammar/Etre/Index.htm#gsc.tab=0 https://www.languagesonline.org.uk/French/Grammar/Perfect_Tense/945.htm
2	Festivals. Recognising reflexive verbs	https://www.languagesonline.org.uk/French/Grammar/Reflexive/index.htm#gsc.tab=0
3	Environment. Introduction to vocabulary	https://quizlet.com/6066122/the-environment-french-vocab-flash-cards/
4	Environment. Vocabulary practice Key sentences	https://www.languagesonline.org.uk/French/FrenchVocab/Environnement/Index.htm#gsc.tab=0 https://quizlet.com/gb/348126298/frenchenvironment-helping-the-environment-flash-cards/
5	Environment. Vocabulary practice + translation	https://app.senecalearning.com/classroom/course/a2a73a1c-891a-40e3-9c38-1aafb04acfa8/section/0169d5c7-81e8-4adb-ad19-5fb59e69c251/session
6	Environment. Exam Skills Practice	https://members.gcsepod.com/shared/podcasts/title/13586/81486

Term 4	Topic	Link
--------	-------	------

1	Future Jobs	<p>Choose a combination of exercises https://www.linguascope.com/secure/students/intermediate/topic.php?language=french&topic=work</p> <p>Future tense revision https://www.languagesonline.org.uk/French/Grammar/Aller_Infinif/index.htm#gsc.tab=0</p> <p>Reading practice on work experience https://www.bbc.co.uk/bitesize/guides/zvqhrj6/revision/5</p>
2	Future Jobs continued	<p>As above.</p> <p>Watch the videos and complete the exercises https://members.gcsepod.com/shared/podcasts/title/13590/81502</p>
3	Relationships with family and friends	<p>Watch the video called 'Relationships with Family and Friends' and complete the exercises https://members.gcsepod.com/shared/podcasts/title/13580/81466</p> <p>Complete the reading and translation exercises https://www.bbc.co.uk/bitesize/guides/zmfr7nb/revision/5</p>
4	Future relationships - marriage etc.	<p>Complete the reading exercise on marriage https://www.bbc.co.uk/bitesize/guides/zfnbjhv/revision/2</p> <p>Prepare your answers to this speaking card https://www.bbc.co.uk/bitesize/guides/zfnbjhv/revision/5</p>
5	Social Media	<p>Complete a combination of exercises https://www.linguascope.com/secure/students/intermediate/topic.php?language=french&topic=media</p> <p>Watch the videos and complete the exercises https://members.gcsepod.com/shared/podcasts/title/13581/81472</p>

6	Social Media continued	<p>Complete the translation task - write your answers down on paper https://www.bbc.co.uk/bitesize/guides/zf8jf4j/revision/5</p> <p>Complete the reading and translation exercises https://www.bbc.co.uk/bitesize/guides/zf8jf4j/revision/4</p>
---	------------------------	---

Year 11 Spanish

[HOME](#)

Year 11		
Term 3	Topic	Link
1	Telling Time	https://www.bbc.co.uk/bitesize/articles/zd9jmyc
2	Daily routine	https://classroom.thenational.academy/lessons/routines-and-daily-life-part-12-6wv62t
3	Spanish Customs and Festivals	https://classroom.thenational.academy/lessons/talking-about-festivals-part-12-6rw38r
4	Spanish Customs and Festivals	https://app.senecalearning.com/classroom/course/eefdd6b0-6960-11e8-9e60-31064e3f9a21/section/557d68e6-496c-4f00-9b59-4bbf7a09de34/session
5	Spanish Customs and Festivals	https://app.senecalearning.com/classroom/course/eefdd6b0-6960-11e8-9e60-31064e3f9a21/section/557d68e6-496c-4f00-9b59-4bbf7a09de34/session

6	Relationships	https://classroom.thenational.academy/lessons/talking-about-relationships-part-13-ctk6ct
---	---------------	---

Term	Topic	Link
4		
1	Daily Routine at School	https://www.bbc.co.uk/bitesize/guides/z4dkrj6/revision/1
2	Uniform	https://classroom.thenational.academy/units/me-visto-56c1
3	School Rules	https://classroom.thenational.academy/lessons/school-rules-and-problems-part-13-c9hkgc https://classroom.thenational.academy/lessons/school-rules-and-problems-part-23-65k38e
4	Jobs Recap	https://www.bbc.co.uk/bitesize/guides/zdmk6v4/revision/1
5	Describing Jobs	https://classroom.thenational.academy/units/jobs-and-future-plans-e531
6	Future plans recap	https://classroom.thenational.academy/lessons/discussing-plans-for-the-future-part-13-cdj6ae

Year 11 German

[HOME](#)

	Year 11
--	---------

Week	Topic	Link
1	Listening Practice Leisure time	https://www.bbc.co.uk/bitesize/guides/zws8qty/revision/1
2	Listening Practice Employment/jobs	https://www.bbc.co.uk/bitesize/guides/zp46nbk/revision/1
3	Listening Practice unemployment and homelessness	https://www.bbc.co.uk/bitesize/guides/ztrmhv4/revision/1
4	Internal Assessment Revision	https://www.languagesonline.org.uk/German/German_Writing_Model_Answers/Index.htm
5	Writing Assessment Revision of social media	https://www.languagesonline.org.uk/German/German_Writing_Model_Answers/Index.htm
6	Festivals	https://www.languagesonline.org.uk/German/Logo3/Feste/Index.htm#gsc.tab=0

Term 4

Week	Topic	Link
1	Theme 1: Festivals	https://www.bbc.co.uk/bitesize/guides/zws8qty/revision/1 https://quizlet.com/gb/707319239/aqa-gcse-german-festivals-flash-cards/
2	Theme 1: Technologie	https://quizlet.com/359779083/aqa-german-gcse-technology-flash-cards/
3	Theme 1: Soziale Medien	https://quizlet.com/gb/872386258/aqa-gcse-german-soziale-medien-flash-cards/ https://www.bbc.co.uk/bitesize/guides/zxb76fr/revision/1
4	Theme 1: Familie und Freunde revision	https://www.languagesonline.org.uk/German/Deutsch_Anfanger/Familie/Index.htm#gsc.tab=0 https://www.languagesonline.org.uk/German/German_Vocabulary/Freunde/Index.htm#gsc.tab=0
5	Revision of personal descriptions	https://www.bbc.co.uk/bitesize/guides/z96rk7h/revision/1 https://www.languagesonline.org.uk/German/Deutsch_Anfanger/Beschreibungen/Index.htm#gsc.tab=0
6	Role-play and photo card practice	https://www.sloeful.com/german/questions https://quizlet.com/667258208/gcse-german-role-play-flash-cards/

Terms 3 and 4	Year 11	
Week	Topic	Link
1 (Term 3)	Unit 5 – Understanding Ecosystems: Lesson 1: An introduction to ecosystems	https://continuityoak.org.uk/Lessons#
2 (Term 3)	Unit 5 – Understanding Ecosystems: Lesson 2: How can change affect a small scale ecosystem?	https://continuityoak.org.uk/Lessons#
3 (Term 3)	Unit 5 – Understanding Ecosystems: Lesson 3: Global ecosystems: what are they and what are they like?	https://continuityoak.org.uk/Lessons#
4 (Term 3)	Unit 6 – Tropical Rainforests: Lesson 1: What are the physical characteristics of the tropical rainforest?	https://continuityoak.org.uk/Lessons#
5 (Term 3)	Unit 6 – Tropical Rainforests: Lesson 2: Interdependence in the tropical rainforest	https://continuityoak.org.uk/Lessons#
6 (Term 3)	Unit 6 – Tropical Rainforests: Lesson 3: Plant adaptations in the tropical rainforest	https://continuityoak.org.uk/Lessons#
7 (Term 4)	Unit 6 – Tropical Rainforests: Lesson 4: Animal adaptations in the tropical rainforest	https://continuityoak.org.uk/Lessons#

8 (Term 4)	Unit 6 – Tropical Rainforests: Lesson 5: Changing rates of deforestation	https://continuityoak.org.uk/Lessons#
9 (Term 4)	Unit 6 – Tropical Rainforests: Lesson 6/7: What are the causes of deforestation in the Amazon? (part 1 and 2)	https://continuityoak.org.uk/Lessons#
10 (Term 4)	Unit 6 – Tropical Rainforests: Lesson 8: What are the impacts of deforestation on the Amazon rainforest?	https://continuityoak.org.uk/Lessons#
11 (Term 4)	Unit 6 – Tropical Rainforests: Lesson 9: What is the value of the tropical rainforest to people and the environment?	https://continuityoak.org.uk/Lessons#

Terms 3 and 4	Year 11	
Week	Topic	Link
1 (T3)	Paper 3, Weimar and Nazi Germany – Lesson 1: The German Reich, 1871-1918	https://continuityoak.org.uk/Lessons - Click History, then Unit 1 of Y11, Weimar and Nazi Germany and then the correct lesson
2 (T3)	Paper 3, Weimar and Nazi Germany – Lesson 2: The Russian Revolution, 1917	https://continuityoak.org.uk/Lessons - Click History, then Unit 1 of Y11, Weimar and Nazi Germany and then the correct lesson
3 (T3)	Paper 3, Weimar and Nazi Germany – Lesson 3: Weimar Constitution	https://continuityoak.org.uk/Lessons - Click History, then Unit 1 of Y11, Weimar and Nazi Germany and then the correct lesson
4 (T3)	Paper 3, Weimar and Nazi Germany – Lesson 4:	https://continuityoak.org.uk/Lessons - Click History, then Unit 1 of Y11, Weimar and Nazi Germany and then the correct lesson

	'Stab in the back'	
5 (T3)	Paper 3, Weimar and Nazi Germany – Lesson 5: Political extremism after WW1	https://continuityoak.org.uk/Lessons - Click History, then Unit 1 of Y11, Weimar and Nazi Germany and then the correct lesson
6 (T3)	Paper 3, Weimar and Nazi Germany – Lesson 6: Why was 1923 a year of crisis?	https://continuityoak.org.uk/Lessons - Click History, then Unit 1 of Y11, Weimar and Nazi Germany and then the correct lesson
7 (T4)	Paper 3, Weimar and Nazi Germany – Lesson 7: Economy 1924-1929	https://continuityoak.org.uk/Lessons - Click History, then Unit 1 of Y11, Weimar and Nazi Germany and then the correct lesson
8 (T4)	Paper 3, Weimar and Nazi Germany – Lesson 8: International	https://continuityoak.org.uk/Lessons - Click History, then Unit 1 of Y11, Weimar and Nazi Germany and then the correct lesson

	Relations 1924-1929	
9 (T4)	Paper 3, Weimar and Nazi Germany – Lesson 9: 'Golden Age'?	https://continuityoak.org.uk/Lessons - Click History, then Unit 1 of Y11, Weimar and Nazi Germany and then the correct lesson
10 (T4)	Paper 3, Weimar and Nazi Germany – Lesson 10: Recovery of Weimar Republic by 1929?	https://continuityoak.org.uk/Lessons - Click History, then Unit 1 of Y11, Weimar and Nazi Germany and then the correct lesson
11 (T4)	Paper 3, Weimar and Nazi Germany – Lesson 11: 1929 turning point?	https://continuityoak.org.uk/Lessons - Click History, then Unit 1 of Y11, Weimar and Nazi Germany and then the correct lesson
12 (T4)	Paper 3, Weimar and Nazi Germany – Lesson 12: Early	https://continuityoak.org.uk/Lessons - Click History, then Unit 1 of Y11, Weimar and Nazi Germany and then the correct lesson

	Development of the Nazi Party	
--	-------------------------------------	--

	Year 10	Year 11	
Week	Topic	Topic	Link
1	Christianity: Practices	Christianity: Practices (Worship)	https://classroom.thenational.academy/lessons/worship-6xh3jt https://sheldonschool-my.sharepoint.com/:w:/g/personal/swilson_sheldonschool_co_uk/EaO0e_YsdlMvKcwkpkmMpMBz9fEKsvOS5rRma2lqZJK7g
2	Christianity: Practices	Structuring exam questions	Start the slideshow from this link complete slides 23-27 ONLY https://www.thenational.academy/teachers/programmes/religious-education-secondary-ks4-/units/standalone-lessons-examination-technique-5553/lessons/structuring-explain-questions-6ctp6d#slide-deck
3	Christianity: Practices	Sikhism: Practices	https://www.bbc.co.uk/bitesize/guides/znwr97h/revision/1
4	Christianity: Practices	Theme A: Relationships and Families Family life in Christianity	https://www.bbc.co.uk/bitesize/guides/zhydpg8/revision/1 https://www.bbc.co.uk/bitesize/guides/zhydpg8/test

5	Christianity: Practices	Theme A: Relationships and Families Sexuality	https://www.bbc.co.uk/bitesize/guides/zfwp47h/revision/1
6	Christianity: Practices	Theme A: Relationships and Families Gender equality in Sikhism	https://www.bbc.co.uk/bitesize/guides/zxwgrwx/revision/3

Term 4

[Revision Olympics](#)

Terms 3 and 4	Year 11 (Skills for Creative iMedia R097 Unit)	
Week	Topic	Link -WATCH and PRACTICE
1	Skills for Creative iMedia R097 coursework	How to create and interactive media product https://www.youtube.com/watch?v=FwTZ0ZXqF3M Master slide and Master Master https://www.youtube.com/watch?v=eL-tQsyryCw&list=PLDUhgdaNiYED-SOZJ9RTnAzHLgTXj0yKf&index=2
2	Skills for Creative iMedia R097 coursework	Mastering Powerpoing slidemaster https://www.youtube.com/watch?v=s670L6KZQdM
3	Skills for Creative iMedia R097 coursework	Getting started adding pages https://www.youtube.com/watch?v=6KjtD82vpJ8&list=PLDUhgdaNiYED-SOZJ9RTnAzHLgTXj0yKf&index=1 Hyperlinks https://www.youtube.com/watch?v=Y3K-DHWFZxA&list=PLDUhgdaNiYED-SOZJ9RTnAzHLgTXj0yKf&index=3 Adding text and images https://www.youtube.com/watch?v=fH0eBC8xbKI&list=PLDUhgdaNiYED-SOZJ9RTnAzHLgTXj0yKf&index=4
4	Skills for Creative iMedia R097 coursework	Adding a banner https://www.youtube.com/watch?v=TeVhLL8a49g&list=PLDUhgdaNiYED-SOZJ9RTnAzHLgTXj0yKf&index=5 Adding a footer https://www.youtube.com/watch?v=rEVgSkms_hM&list=PLDUhgdaNiYED-SOZJ9RTnAzHLgTXj0yKf&index=6
5	Skills for Creative iMedia R097 coursework	Online form and external links https://www.youtube.com/watch?v=8eAAQmt_mTo&list=PLDUhgdaNiYED-SOZJ9RTnAzHLgTXj0yKf&index=7 Adding an extra page https://www.youtube.com/watch?v=iYS-4X4zaQ&list=PLDUhgdaNiYED-SOZJ9RTnAzHLgTXj0yKf&index=8
6	Skills for Creative iMedia R097 coursework	Adding a voice recording https://www.youtube.com/watch?v=p77jDKepOJO&list=PLDUhgdaNiYED-SOZJ9RTnAzHLgTXj0yKf&index=9
7	Skills for Creative iMedia R097 coursework	Adding a sound file https://www.youtube.com/watch?v=e4n8yPqsZoM&list=PLDUhgdaNiYED-SOZJ9RTnAzHLgTXj0yKf&index=10
8	Skills for Creative iMedia R097 coursework	Screen recording Powerpoint https://www.youtube.com/watch?v=6T2S8lv30FA&list=PLDUhgdaNiYED-SOZJ9RTnAzHLgTXj0yKf&index=11

9	Skills for Creative iMedia R097 coursework	Adding a video file https://www.youtube.com/watch?v=K3oTRii41cU&list=PLDUhgdaNiYED-SOZJ9RTnAzHLgTXj0yKf&index=12
10	Skills for Creative iMedia R097 coursework	Powerpoint slide master https://www.youtube.com/watch?v=kHRc-3rMCg4
11	Skills for Creative iMedia R097 coursework	Remove click on next slide https://www.youtube.com/watch?v=06T8jz7zl8o&list=PLDUhgdaNiYED-SOZJ9RTnAzHLgTXj0yKf&index=13 Save as Powerpoint show https://www.youtube.com/watch?v=a_Fq23Eo1MA&list=PLDUhgdaNiYED-SOZJ9RTnAzHLgTXj0yKf&index=14

Terms 3 and 4	Year 11	
Week	Topic	Link
1	Quality assurance and quality control	https://www.bbc.co.uk/bitesize/guides/z763f4j/revision/1 https://www.youtube.com/watch?v=lf74Oc-D1zE
2	The sales process	https://www.bbc.co.uk/bitesize/guides/z763f4j/revision/1 https://www.youtube.com/watch?v=-TA5oQv6uxc
3	Exam skills	https://www.bbc.co.uk/bitesize/guides/zkc2jhv/revision/3
4	2.4.1 Business Calculations Gross and Net Profit	https://www.youtube.com/watch?v=DM7TqIjUues&list=RDCMUCnVHZKYx1vWVnhRjJqJbNdQ&start_radio=1&v=DM7TqIjUues&t=23
5	2.4.1 Business Calculations ARR	https://www.bbc.co.uk/bitesize/guides/zd2fpg8/revision/5 https://www.bbc.co.uk/bitesize/guides/zd2fpg8/test
6	2.5.1 Organisational structures	https://www.youtube.com/watch?v=LCAAivdxVTU&t=292s https://sheldonschool.sharepoint.com/:w:/s/BusinessSTeacherTeam/ETKPSXK_TZVLIZI1x7UUVLXMB4hktqzWbFqWBdFVqqWYpg https://www.youtube.com/watch?v=w_V6MqPFLsI&t=267s
7	2.5.1 Different ways of working	https://www.youtube.com/watch?v=ZAS9KYJjXCg&t=4s https://sheldonschool.sharepoint.com/:w:/s/BusinessSTeacherTeam/EbFekLOUQYpHjiV0XZzeg5IBP8uC94JxT6t94aHbvcpFLg
8	2.5.2 Different types of jobs	https://www.youtube.com/watch?v=cymxz9ElGjU&t=2s https://sheldonschool.sharepoint.com/:w:/s/BusinessSTeacherTeam/EZ80GusNWDJLj-mK-Sp6Nj4BF9qMO8Xc0jknZ-QVlxE3tw
9	2.5.3 Recruitment process	https://www.youtube.com/watch?v=4aTvJT-qTYc&t=2s

		https://www.bbc.co.uk/bitesize/guides/zbwhxyc/revision/1
10	2.5.4 The importance of motivation	https://www.bbc.co.uk/bitesize/guides/zjncbdm/revision/1
11	2.5.4 Financial and Non-financial methods of motivation	https://www.youtube.com/watch?v=9oHn4Y6HLg8 https://www.youtube.com/watch?v=YQ2uhzmqJDY

Terms 3 and 4	Topic	Link
1	Cambridge PE - Exam unit – R184: Contemporary issues in sport. User groups – different user groups & barriers to participation GCSE PE Paper 2 Engagement patterns of different social groups in physical activity and sport	Power point link. Pages 1-14 https://sheldonschool-my.sharepoint.com/:p:/g/personal/hjohnson_sheldonschool_co_uk/EWw3FxmEQxGmzY2G-ou0OoBGeKW7EaGXRFSYvCJOyj5dw GCSE: https://www.bbc.co.uk/bitesize/guides/zsmq6fr/revision/1
2	Cambridge PE - Exam unit – R184: Contemporary issues in sport. User groups – different user groups & barriers to participation GCSE PE – Paper 2 Commercialisation in Sport	Power point link. Pages 1-14 https://sheldonschool-my.sharepoint.com/:p:/g/personal/hjohnson_sheldonschool_co_uk/EWw3FxmEQxGmzY2G-ou0OoBGeKW7EaGXRFSYvCJOyj5dw GCSE: https://www.bbc.co.uk/bitesize/guides/zp2jxsg/revision/1

3	<p>Cambridge PE -</p> <p>Exam unit – R184: Contemporary issues in sport. Solutions to barriers</p> <p>GCSE PE - Paper 2 Sponsorship and the Media</p>	<p>Power point link. Pages 1-14 https://sheldonschool-my.sharepoint.com/:p:/g/personal/hjohnson_sheldonschool_co_uk/EWw3FxmE_qxGmzY2G-ou0OoBGeKW7EaGXRFSYvCJOyj5dw</p> <p>GCSE: https://www.bbc.co.uk/bitesize/guides/zp2jxsg/revision/4</p>
4	<p>Cambridge PE -</p> <p>Exam unit – R184: Contemporary issues in sport. Solutions to barriers</p> <p>GCSE PE – Paper 2 Positive and negative impacts of sponsorship</p>	<p>Power point link. Pages 1-14 https://sheldonschool-my.sharepoint.com/:p:/g/personal/hjohnson_sheldonschool_co_uk/EWw3FxmE_qxGmzY2G-ou0OoBGeKW7EaGXRFSYvCJOyj5dw</p> <p>GCSE: https://www.bbc.co.uk/bitesize/guides/zp2jxsg/revision/3</p>

5	<p>Cambridge PE -</p> <p>Exam unit – R184: Contemporary issues in sport. Popularity of sport in the UK</p> <p>GCSE PE: Positive and negative impacts of technology</p>	<p>Power point link. Pages 15-18</p> <p>https://sheldonschool-my.sharepoint.com/:p:/g/personal/hjohnson_sheldonschool_co_uk/EWw3FxmE_qxGmzY2G-ou0OoBGeKW7EaGXRFSYvCJOyj5dw</p> <p>GCSE</p> <p>https://www.bbc.co.uk/bitesize/guides/zgfpv4j/revision/1</p>
6	<p>Cambridge PE -</p> <p>Exam unit – R184: Contemporary issues in sport. Popularity of sport in the UK</p> <p>GCSE PE: Conduct of Performers</p>	<p>Power point link. Pages 15-18</p> <p>https://sheldonschool-my.sharepoint.com/:p:/g/personal/hjohnson_sheldonschool_co_uk/EWw3FxmE_qxGmzY2G-ou0OoBGeKW7EaGXRFSYvCJOyj5dw</p> <p>GCSE</p> <p>https://www.bbc.co.uk/bitesize/guides/zwcb9qt/revision/1</p>
7	<p>Cambridge PE -</p>	<p>Power point link. Page 19</p> <p>https://sheldonschool-my.sharepoint.com/:p:/g/personal/hjohnson_sheldonschool_co_uk/EWw3FxmE_qxGmzY2G-ou0OoBGeKW7EaGXRFSYvCJOyj5dw</p>

	Exam unit – R184: Contemporary issues in sport. Emerging / new sports GCSE PE: Prohibited Substances	GCSE: https://app.senecalearning.com/classroom/course/91c639c0-06b3-11e8-a7fa-d5f998ee5b98/section/ddc20040-1e17-11e8-a9ba-617735eefa14/session
8	Cambridge PE - Exam unit – R184: Contemporary issues in sport. The Olympic & Paralympic movement GCSE PE: Blood Doping	Power point link. Pages 20-22 https://sheldonschool-my.sharepoint.com/:p:/g/personal/hjohnson_sheldonschool_co_uk/EWw3FxFxMe_qxGmzY2G-ou0OoBGeKW7EaGXRFsYvCJOyj5dw GCSE https://app.senecalearning.com/classroom/course/91c639c0-06b3-11e8-a7fa-d5f998ee5b98/section/ba6c3730-1e19-11e8-a9ba-617735eefa14/session
9	Cambridge PE - Exam unit – R184: Contemporary issues in sport. The Olympic & Paralympic movement GCSE PE Beta Blockers	Power point link. Pages 20-22 https://sheldonschool-my.sharepoint.com/:p:/g/personal/hjohnson_sheldonschool_co_uk/EWw3FxFxMe_qxGmzY2G-ou0OoBGeKW7EaGXRFsYvCJOyj5dw GCSE https://app.senecalearning.com/classroom/course/91c639c0-06b3-11e8-a7fa-d5f998ee5b98/section/98b96530-1e1a-11e8-a9ba-617735eefa14/session

10	<p>Cambridge PE -</p> <p>Exam unit – R184: Contemporary issues in sport. Sporting values, initiatives & campaigns</p> <p>GCSE PE:</p> <p>Advantages and Disadvantages of prohibited substances</p>	<p>Power point link. Pages 26-29 https://sheldonschool-my.sharepoint.com/:p:/g/personal/hjohnson_sheldonschool_co_uk/EWw3FxmEQxGmzY2G-ou0OoBGeKW7EaGXRFSYvCJOyj5dw</p> <p>GCSE https://app.senecalearning.com/classroom/course/91c639c0-06b3-11e8-a7fa-d5f998ee5b98/section/c2eb03b4-b951-4302-9aab-2fb5df838180/session</p>
11	<p>Cambridge PE -</p> <p>Exam unit – R184: Contemporary issues in sport. The importance of sporting behaviour</p> <p>GCSE PE:</p> <p>Spectator Behaviour and Hooliganism</p>	<p>Power point link. Pages 26-29 https://sheldonschool-my.sharepoint.com/:p:/g/personal/hjohnson_sheldonschool_co_uk/EWw3FxmEQxGmzY2G-ou0OoBGeKW7EaGXRFSYvCJOyj5dw</p> <p>GCSE https://app.senecalearning.com/classroom/course/91c639c0-06b3-11e8-a7fa-d5f998ee5b98/section/bd303080-21fb-11e8-b96c-978171e52b26/session https://www.bbc.co.uk/bitesize/guides/zwcb9qt/revision/2</p>

Terms 3 and 4	YR11	
Week	Topic	Link
1	Pre-conceptive health	https://www.nhs.uk/pregnancy/trying-for-a-baby/planning-your-pregnancy/
2	Types of contraception and their advantage and disadvantages	https://www.bbc.co.uk/bitesize/guides/zs9hb82/revision/3 https://www.bbc.co.uk/bitesize/guides/zs9hb82/revision/4
3	Structure and function of the reproductive systems	https://www.bbc.co.uk/bitesize/guides/znxnscw/revision/1 https://www.bbc.co.uk/bitesize/guides/znxnscw/revision/2
4	Menstrual cycle	https://www.bbc.co.uk/bitesize/guides/znxnscw/revision/3
5	How reproduction takes place	https://www.bbc.co.uk/bitesize/guides/zpwjk2p/revision/2
6	The signs and symptoms of pregnancy	https://www.nhs.uk/pregnancy/trying-for-a-baby/signs-and-symptoms-of-pregnancy/
7	The purpose and importance of antenatal clinics	https://www.publichealth.hscni.net/publications/pregnancy-book-0 chapter 5
8	Screening and diagnostic tests during pregnancy	https://www.nhs.uk/pregnancy/your-pregnancy-care/screening-tests/

9	The choices available for delivery	https://www.publichealth.hscni.net/sites/default/files/2023-06/Preg%20book%202023%20complete.pdf chapter 9
10	Pain relief in labour	https://www.publichealth.hscni.net/sites/default/files/2023-06/Preg%20book%202023%20complete.pdf chapter 9
11		