

# Sheldon Online Curriculum

Select your Year Group

10

11

## Year 10 Learning Resources – Select subject

[English](#)

[Media](#)

[Maths](#)

[Science](#)

[Art and Design](#)

[Photography](#)

[Drama](#)

[Dance](#)

[DT - Resistant Materials](#)

[DT – Textiles](#)

[DT – Food and Nutrition](#)

[Languages – French](#)

[Languages – German](#)

[Languages – Spanish](#)

[Geography](#)

[History](#)

[Religious Studies](#)

[Business](#)

[Physical Education](#)

[Child Development](#)

## Year 11 Learning Resources – Select subject

[English](#)

[Media](#)

[Maths](#)

[Science](#)

[Art and Design](#)

[Photography](#)

[Drama](#)

[Dance](#)

[DT - Resistant Materials](#)

[DT – Textiles](#)

[Languages – French](#)

[Languages – German](#)

[Languages – Spanish](#)

[Geography](#)

[History](#)

[Religious Studies](#)

[Creative iMedia](#)



[Business](#)

[Physical Education](#)

[Child Development](#)





[Revision Olympics Resources](#)





Term 3	Year 10	
Week	Topic	Link
1	English Language Paper 1	<p><a href="https://sheldonschool-my.sharepoint.com/:w:/g/personal/gbowen_sheldonschool_co_uk/EYCYbGJpeJJIhvaP00aSDzcBJhvgK2tiCvafM6_6DFLTQw">https://sheldonschool-my.sharepoint.com/:w:/g/personal/gbowen_sheldonschool_co_uk/EYCYbGJpeJJIhvaP00aSDzcBJhvgK2tiCvafM6_6DFLTQw</a></p> <p>Follow the link above and work through all activities.</p>
2	Jekyll and Hyde  Understanding the context to the novella.	<p><a href="https://sheldonschool.sharepoint.com/:b:/s/EnglishTESTTeam/EUeP9-JAxCdBpITMzNOcB58B4DtODu3ZqOTAFIeJFNP9EA">https://sheldonschool.sharepoint.com/:b:/s/EnglishTESTTeam/EUeP9-JAxCdBpITMzNOcB58B4DtODu3ZqOTAFIeJFNP9EA</a></p> <p>Follow the link above and save a copy of the worksheet to your area.</p> <p>Then, follow the link below to a documentary on Clickview. Edit the document you saved as you watch the documentary.</p> <p><a href="https://online.clickview.co.uk/libraries/videos/6718075/ian-rankin-investigates-dr-jekyll-and-mr-hyde">https://online.clickview.co.uk/libraries/videos/6718075/ian-rankin-investigates-dr-jekyll-and-mr-hyde</a></p>
3	Jekyll and Hyde Reading the novella and understanding the plot.	<p><a href="https://sheldonschool.sharepoint.com/:w:/s/EnglishTESTTeam/EbPF08MGKS5Jj4ypxcNGu9gBwinZQAuKaPXihFJ6BlquaQ">https://sheldonschool.sharepoint.com/:w:/s/EnglishTESTTeam/EbPF08MGKS5Jj4ypxcNGu9gBwinZQAuKaPXihFJ6BlquaQ</a></p> <p>Follow the link above and save a copy of the plot summary to your files.</p> <p>Follow the link below to a recording of the novella. Listen to each chapter and update the summary as you go.</p> <p><a href="https://www.bbc.co.uk/teach/school-radio/english-jekyll-and-hyde/zn3mwtv">https://www.bbc.co.uk/teach/school-radio/english-jekyll-and-hyde/zn3mwtv</a></p>

4	<p>Jekyll and Hyde</p> <p>Reading the novella and understanding the plot.</p>	<p><a href="https://sheldonschool.sharepoint.com/:w:/s/EnglishTESTTeam/EbPF08MGKS5Jj4ypxcNGu9gBwinZQAuKaPXihFJ6BlquaQ">https://sheldonschool.sharepoint.com/:w:/s/EnglishTESTTeam/EbPF08MGKS5Jj4ypxcNGu9gBwinZQAuKaPXihFJ6BlquaQ</a></p> <p>Follow the link above and save a copy of the plot summary to your files.</p> <p>Follow the link below to a recording of the novella. Listen to each chapter and update the summary as you go.</p> <p><a href="https://www.bbc.co.uk/teach/school-radio/english-jekyll-and-hyde/zn3mwtu">https://www.bbc.co.uk/teach/school-radio/english-jekyll-and-hyde/zn3mwtu</a></p>
5	<p>Jekyll and Hyde</p> <p>How does the novella use the gothic conventions?</p>	<p>If you have not finished reading/listening to the novella, return to last week's work and finish the novella and update your plot summary.</p> <p><a href="https://continuityoak.org.uk/Lessons?r=1835">https://continuityoak.org.uk/Lessons?r=1835</a> Follow the link to the video above. Make the video full screen by clicking the symbol. </p> <p>Follow the instructions on the video. Make notes of all key vocabulary and complete all written tasks.</p> <p>When you have finished the lesson, click the link below to begin the second part.</p> <p><a href="https://continuityoak.org.uk/Lessons?r=3044">https://continuityoak.org.uk/Lessons?r=3044</a></p>
6	<p>How are Utterson and Dr Lanyon's characters used by Stevenson?</p>	<p><a href="https://continuityoak.org.uk/Lessons?r=1837">https://continuityoak.org.uk/Lessons?r=1837</a></p> <p>Follow the link to the video above. Make the video full screen by clicking the symbol. </p> <p>Follow the instructions on the video. Make notes of all key vocabulary and complete all written tasks.</p> <p>When you have finished the lesson, click the link below to begin the second part.</p> <p><a href="https://continuityoak.org.uk/Lessons?r=1913">https://continuityoak.org.uk/Lessons?r=1913</a></p>

Term 4

Term 4	Learning question	Resources & materials
1	What is required	Download this file <a href="https://mrbruff.com/wp-content/uploads/2019/10/Language-exam-worksheets.pdf">https://mrbruff.com/wp-content/uploads/2019/10/Language-exam-worksheets.pdf</a>
2	for GCSE Language Paper 2 Section A?	<p>Work through the questions on pages 8 – 11 while following the linked video on each page.</p> <p>Then, complete this practice paper:  <a href="https://sheldonschool.sharepoint.com/:w:/s/EnglishTESTTeam/EVWLC6S0oAhLiW0hYDavz6oBePFQvT-l202vkXViWwVHpQ">https://sheldonschool.sharepoint.com/:w:/s/EnglishTESTTeam/EVWLC6S0oAhLiW0hYDavz6oBePFQvT-l202vkXViWwVHpQ</a></p> <p><a href="https://sheldonschool.sharepoint.com/:w:/s/EnglishTESTTeam/EeV_3hBU-yRCtmwaZ63i-jUB5Sq7ZR4R9w7X1hTAJ0FjWg">https://sheldonschool.sharepoint.com/:w:/s/EnglishTESTTeam/EeV_3hBU-yRCtmwaZ63i-jUB5Sq7ZR4R9w7X1hTAJ0FjWg</a></p> <p>You will need <b>both</b> files.</p> <p>Then complete this practice paper:  <a href="https://sheldonschool.sharepoint.com/:w:/s/EnglishTESTTeam/ETUfWKUh9PRFmC9afGCZ4QgBnZ8EMnR6ixChLdWC44tr4Q">https://sheldonschool.sharepoint.com/:w:/s/EnglishTESTTeam/ETUfWKUh9PRFmC9afGCZ4QgBnZ8EMnR6ixChLdWC44tr4Q</a></p> <p><a href="https://sheldonschool.sharepoint.com/:w:/s/EnglishTESTTeam/EQecLG-GRuhAtGZP6oEyGbMB8mmD1c3n5FulGp0OZ6Szog">https://sheldonschool.sharepoint.com/:w:/s/EnglishTESTTeam/EQecLG-GRuhAtGZP6oEyGbMB8mmD1c3n5FulGp0OZ6Szog</a></p>

		Again, you will need <b>both</b> files.
3	How are Utterson and Dr Lanyon's characters used by Stevenson?	<p><a href="https://continuityoak.org.uk/Lessons?r=1837">https://continuityoak.org.uk/Lessons?r=1837</a></p> <p>Follow the link to the video above. Make the video full screen by clicking the symbol.</p>  <p>Follow the instructions on the video. Make notes of all key vocabulary and complete all written tasks.</p> <p>When you have finished the lesson, click the link below to begin the second part.</p> <p><a href="https://continuityoak.org.uk/Lessons?r=1913">https://continuityoak.org.uk/Lessons?r=1913</a></p>
4	How is Dr Jekyll's character used by Stevenson?	<p><a href="https://continuityoak.org.uk/Lessons?r=3045">https://continuityoak.org.uk/Lessons?r=3045</a></p> <p>Follow the link to the video above. Make the video full screen by clicking the symbol.</p>  <p>Follow the instructions on the video. Make notes of all key vocabulary and complete all written tasks.</p> <p>When you have finished the lesson, click the link below to begin the second part.</p> <p><a href="https://continuityoak.org.uk/Lessons?r=3046">https://continuityoak.org.uk/Lessons?r=3046</a></p> <p>Check your knowledge with this quiz – click the download button </p> <p><a href="https://continuityoak.org.uk/Lessons?r=9033">https://continuityoak.org.uk/Lessons?r=9033</a></p> <p>Answers are here – click the download button </p> <p><a href="https://continuityoak.org.uk/Lessons?r=9032">https://continuityoak.org.uk/Lessons?r=9032</a></p>

5	How are settings used by Stevenson?	<p><a href="https://continuityoak.org.uk/Lessons?r=3044">https://continuityoak.org.uk/Lessons?r=3044</a> Follow the link to the video above. Make the video full screen by clicking the symbol.</p> 
6	How does Stevenson use Hyde's character?	<p><a href="https://continuityoak.org.uk/Lessons?r=3047">https://continuityoak.org.uk/Lessons?r=3047</a> Follow the link to the video above. Make the video full screen by clicking the symbol.</p>  <p>Follow the instructions on the video. Make notes of all key vocabulary and complete all written tasks. When you have finished the lesson, click the link below to begin the second part. <a href="https://continuityoak.org.uk/Lessons?r=3048">https://continuityoak.org.uk/Lessons?r=3048</a></p> <p>Check your knowledge with this quiz – click the download button </p> <p><a href="https://continuityoak.org.uk/Lessons?r=9041">https://continuityoak.org.uk/Lessons?r=9041</a></p> <p>Answers are here – click the download button </p> <p><a href="https://continuityoak.org.uk/Lessons?r=9040">https://continuityoak.org.uk/Lessons?r=9040</a></p>



## Term 5

Year 10 – Term 5		
Week	Topic	Link
1	How to approach a non-fiction text	<p>Read all pages on this link:  <a href="https://www.bbc.co.uk/bitesize/guides/z2t3rdm/revision/1">https://www.bbc.co.uk/bitesize/guides/z2t3rdm/revision/1</a>            Then, test:  <a href="https://www.bbc.co.uk/bitesize/guides/z2t3rdm/test">https://www.bbc.co.uk/bitesize/guides/z2t3rdm/test</a></p> <p>Read all pages on this link:  <a href="https://www.bbc.co.uk/bitesize/guides/z9jhsg8/revision/1">https://www.bbc.co.uk/bitesize/guides/z9jhsg8/revision/1</a>            Then, test:  <a href="https://www.bbc.co.uk/bitesize/guides/z9jhsg8/test">https://www.bbc.co.uk/bitesize/guides/z9jhsg8/test</a></p>
2	<p>Language and structure in a non-fiction text</p> <p>How to respond to a non-fiction text</p>	<p>Read all pages on this link and watch the video:  <a href="https://www.bbc.co.uk/bitesize/guides/zq6vg82/revision/1">https://www.bbc.co.uk/bitesize/guides/zq6vg82/revision/1</a>            Then, test:  <a href="https://www.bbc.co.uk/bitesize/guides/zq6vg82/test">https://www.bbc.co.uk/bitesize/guides/zq6vg82/test</a></p> <p>Read all pages on this link and watch the video:  <a href="https://www.bbc.co.uk/bitesize/guides/zxsck7h/revision/1">https://www.bbc.co.uk/bitesize/guides/zxsck7h/revision/1</a>            Then, test:  <a href="https://www.bbc.co.uk/bitesize/guides/zxsck7h/test">https://www.bbc.co.uk/bitesize/guides/zxsck7h/test</a></p>
3	How to compare non-fiction texts	<p>Read all pages on this link and watch the video:  <a href="https://www.bbc.co.uk/bitesize/guides/zgd6p39/revision/1">https://www.bbc.co.uk/bitesize/guides/zgd6p39/revision/1</a>            Then, test:  <a href="https://www.bbc.co.uk/bitesize/guides/zgd6p39/test">https://www.bbc.co.uk/bitesize/guides/zgd6p39/test</a></p>
4	Writing non-fiction: audience, purpose and form	<p>Read all pages on this link:  <a href="https://www.bbc.co.uk/bitesize/guides/zwt3rdm/revision/1">https://www.bbc.co.uk/bitesize/guides/zwt3rdm/revision/1</a></p>

		<p>Then, test:  <a href="https://www.bbc.co.uk/bitesize/guides/zwt3rdm/test">https://www.bbc.co.uk/bitesize/guides/zwt3rdm/test</a></p> <p>Read all pages on this link:  <a href="https://www.bbc.co.uk/bitesize/guides/z2nr9qt/revision/1">https://www.bbc.co.uk/bitesize/guides/z2nr9qt/revision/1</a>  Then, test:  <a href="https://www.bbc.co.uk/bitesize/guides/z2nr9qt/test">https://www.bbc.co.uk/bitesize/guides/z2nr9qt/test</a></p>
5	Writing non-fiction: planning and organising ideas	<p>Read all pages on this link:  <a href="https://www.bbc.co.uk/bitesize/guides/zt38j6f/revision/1">https://www.bbc.co.uk/bitesize/guides/zt38j6f/revision/1</a>  Then, test:  <a href="https://www.bbc.co.uk/bitesize/guides/zt38j6f/test">https://www.bbc.co.uk/bitesize/guides/zt38j6f/test</a></p> <p>Read all pages on this link:  <a href="https://www.bbc.co.uk/bitesize/guides/zy926fr/revision/1">https://www.bbc.co.uk/bitesize/guides/zy926fr/revision/1</a>  Then, test:  <a href="https://www.bbc.co.uk/bitesize/guides/zy926fr/test">https://www.bbc.co.uk/bitesize/guides/zy926fr/test</a></p>
6	Planning your spoken language assessment	<p>Read the spoken language knowledge organiser: <a href="#">Y10 Spoken language knowledge organiser.pptx</a></p> <p>Plan and write your spoken language assessment – a speech on a topic of your choice.</p>

Year 10 – Term 6		
Week	Topic	Link
1	Revising AIC	An Inspector Calls' - In this playlist, watch summaries of Act 1, 2 and 3. Then watch videos on characters or themes – start with the ones you are least comfortable with. <a href="https://youtube.com/playlist?list=PLqGFsWf-P-cDvuiSH8SycEDh1Ugke9tmb&amp;si=Kz4pa38ziwspoDCK">https://youtube.com/playlist?list=PLqGFsWf-P-cDvuiSH8SycEDh1Ugke9tmb&amp;si=Kz4pa38ziwspoDCK</a>
2	Revising J&H	This playlist has a wealth of videos about J&H on it – watch the videos that cover themes/characters that you are not sure of. <a href="https://youtube.com/playlist?list=PLqGFsWf-P-cD6Q25r3wSEIHP6JIU8UK-f&amp;si=PSiHBuURpFDvDWOQ">https://youtube.com/playlist?list=PLqGFsWf-P-cD6Q25r3wSEIHP6JIU8UK-f&amp;si=PSiHBuURpFDvDWOQ</a> While you watch, write down any key points or quotations that you think you should know.  You can then attempt Q7 of this paper: <a href="https://filestore.aqa.org.uk/sample-papers-and-mark-schemes/2020/november/AQA-87021-QP-NOV20.PDF">https://filestore.aqa.org.uk/sample-papers-and-mark-schemes/2020/november/AQA-87021-QP-NOV20.PDF</a>
3	How to respond to poetry	Read all pages on this link and make notes: <a href="https://www.bbc.co.uk/bitesize/guides/zs4rg82/revision/1">https://www.bbc.co.uk/bitesize/guides/zs4rg82/revision/1</a>
4	How to use quotations in poetry	Read all pages on this link and make notes: <a href="https://www.bbc.co.uk/bitesize/guides/zpbvycw/revision/1">https://www.bbc.co.uk/bitesize/guides/zpbvycw/revision/1</a>
5	Practising unseen poetry 1	Read and make notes on this video: <a href="https://www.youtube.com/watch?v=oKY_RRM-Wg&amp;list=PLqGFsWf-P-cBHO9Mqo85KOPFWwAUDik&amp;index=7">https://www.youtube.com/watch?v=oKY_RRM-Wg&amp;list=PLqGFsWf-P-cBHO9Mqo85KOPFWwAUDik&amp;index=7</a>
6	Practising unseen poetry 2	Drawing on the knowledge you have gained in lessons and/or from the videos above, plan and write a response to

		at least one of the prior exam questions on unseen poetry here: <a href="#">Unseen Poetry papers.docx</a>
7	Practising unseen poetry 3	Drawing on the knowledge you have gained in lessons and/or from the videos above, plan and write a response to at least one of the prior exam questions on unseen poetry here: <a href="#">Unseen Poetry papers.docx</a>

Term 3	Year 10	
Week	Topic	Link
1	Appeal of an interactive product to its target audience	<p>Select an interactive product of your choice- this could be a game or an app.</p> <p>Create a profile of this product including important info on:</p> <ul style="list-style-type: none"> <li>• Release date</li> <li>• Commercial success</li> <li>• How it is consumed (console, mobile, pc etc)</li> </ul> <p>Make notes on key elements of the product:</p> <ul style="list-style-type: none"> <li>• Graphics</li> <li>• Gameplay (levels, bosses, points, tools, weapons etc)</li> <li>• Functionality</li> </ul> <p>Who is the target audience?</p> <ul style="list-style-type: none"> <li>• Demographics and Psychometrics</li> <li>• <a href="https://www.bbc.co.uk/bitesize/guides/zy24p39/revision/1">https://www.bbc.co.uk/bitesize/guides/zy24p39/revision/1</a></li> </ul>
2	Applying theory to target audience for an	Use the links below to help you make notes on how your interactive product appeals to its target audience in terms of the theories and concepts below. What psychometric profiles does it appeal to

	interactive product	<p>and why? How might audiences use the text in terms of the U and G theory? How would the product appeal in terms of Maslow's hierarchy?</p> <ul style="list-style-type: none"> <li>• Demographics and Psychometrics</li> <li>• <a href="https://www.bbc.co.uk/bitesize/guides/zy24p39/revision/1">https://www.bbc.co.uk/bitesize/guides/zy24p39/revision/1</a></li> <li>• Uses and Gratifications theory</li> <li>• <a href="https://revisionworld.com/a2-level-level-revision/media-studies-level-revision/uses-and-gratifications-theory">https://revisionworld.com/a2-level-level-revision/media-studies-level-revision/uses-and-gratifications-theory</a></li> <li>• Maslow's hierarchy of needs</li> <li>• <a href="https://media-studies.com/maslow/">https://media-studies.com/maslow/</a></li> </ul>
3	Appeal of a print product to its target audience	<p>Select a print product of your choice- this could be a magazine cover, a film poster, a game cover, game ad or a print advert for a well known brand e.g Nike, Sony, Tesco, Audi etc</p> <p>Create a profile of this print product including important info on:</p> <ul style="list-style-type: none"> <li>• Release date</li> <li>• Connections to other products/franchises</li> <li>• Artist history for a music video/details on stars/actors where relevant</li> <li>• How it is consumed and where it would appear</li> </ul> <p>Make notes on key elements of the product:</p> <ul style="list-style-type: none"> <li>• Genre</li> <li>• Storyline</li> <li>• Characters</li> <li>• Mise en scene</li> <li>• Representation of gender/ethnicity/age</li> <li>• Language</li> </ul> <p>Who is the target audience?</p>

		<ul style="list-style-type: none"> <li>• Demographics and Psychometrics</li> <li>• <a href="https://www.bbc.co.uk/bitesize/guides/zy24p39/revision/1">https://www.bbc.co.uk/bitesize/guides/zy24p39/revision/1</a></li> </ul>
4	Applying theory to target audience for a print product	<p>Use the links below to help you make notes on how your interactive product appeals to its target audience in terms of the theories and concepts below. What psychometric profiles does it appeal to and why? How might audiences use the text in terms of the U and G theory? How would the product appeal in terms of Maslow's hierarchy?</p> <ul style="list-style-type: none"> <li>• Demographics and Psychometrics</li> <li>• <a href="https://www.bbc.co.uk/bitesize/guides/zy24p39/revision/1">https://www.bbc.co.uk/bitesize/guides/zy24p39/revision/1</a></li> <li>• Uses and Gratifications theory</li> <li>• <a href="https://revisionworld.com/a2-level-level-revision/media-studies-level-revision/uses-and-gratifications-theory">https://revisionworld.com/a2-level-level-revision/media-studies-level-revision/uses-and-gratifications-theory</a></li> <li>• Maslow's hierarchy of needs</li> <li>• <a href="https://media-studies.com/maslow/">https://media-studies.com/maslow/</a></li> </ul>
5	Appeal of a moving image product to its target audience	<p>Select a moving image product of your choice- this could be a film trailer, music video, TV show or feature film.</p> <p>Create a profile of this moving image product including important info on:</p> <ul style="list-style-type: none"> <li>• Brand/product history</li> <li>• How it is consumed and where it would appear</li> </ul> <p>Make notes on key elements of the product:</p> <ul style="list-style-type: none"> <li>• Genre</li> <li>• Colours</li> </ul>

		<ul style="list-style-type: none"> <li>• Characters, main subjects</li> <li>• Mise en scene</li> <li>• Representation of gender/ethnicity/age</li> <li>• Language</li> </ul> <p>Who is the target audience?</p> <ul style="list-style-type: none"> <li>• Demographics and Psychometrics</li> <li>• <a href="https://www.bbc.co.uk/bitesize/guides/zy24p39/revision/1">https://www.bbc.co.uk/bitesize/guides/zy24p39/revision/1</a></li> </ul>
6	Applying theory to target audience for a moving image product	<p>Use the links below to help you make notes on how your interactive product appeals to its target audience in terms of the theories and concepts below. What psychometric profiles does it appeal to and why? How might audiences use the text in terms of the U and G theory? How would the product appeal in terms of Maslow's hierarchy?</p> <ul style="list-style-type: none"> <li>• Demographics and Psychometrics</li> <li>• <a href="https://www.bbc.co.uk/bitesize/guides/zy24p39/revision/1">https://www.bbc.co.uk/bitesize/guides/zy24p39/revision/1</a></li> <li>• Uses and Gratifications theory</li> <li>• <a href="https://revisionworld.com/a2-level-level-revision/media-studies-level-revision/uses-and-gratifications-theory">https://revisionworld.com/a2-level-level-revision/media-studies-level-revision/uses-and-gratifications-theory</a></li> <li>• Maslow's hierarchy of needs</li> <li>• <a href="https://media-studies.com/maslow/">https://media-studies.com/maslow/</a></li> </ul>



Year 10

Year 10		
Week	Topic	Link
1	In depth analysis of moving image product 1	<p>Select your first moving image product to analyse in detail- this could be a film trailer, music video, TV show or feature film. You will analyse 2 in total for this part of the component.</p> <p>Create a profile of this moving image product including important info on:</p> <ul style="list-style-type: none"> <li>• Brand/product history</li> <li>• How it is consumed and where it would appear</li> </ul> <p>Make notes on key elements of the product:</p> <ul style="list-style-type: none"> <li>• Genre</li> <li>• Colours</li> <li>• Characters, main subjects</li> <li>• Mise en scene</li> <li>• Representation of gender/ethnicity/age</li> <li>• Language</li> </ul> <p>Who is the target audience?</p> <ul style="list-style-type: none"> <li>• Demographics and Psychometrics</li> <li>• <a href="https://www.bbc.co.uk/bitesize/guides/zy24p39/revision/1">https://www.bbc.co.uk/bitesize/guides/zy24p39/revision/1</a></li> </ul>

2	Sequence analysis	<p>Collect screenshots and images of characters from your chosen moving image product. Annotate these for meaning using your notes from previous tasks. You should use shots which will allow you to make comments on narrative, character, representation and themes.</p> <p>Use the resource here to make notes on your chosen sequence and the film elements of cinematography, sound, editing, mise en scene.</p> <p>Analyse at least 2 sequences</p> <p><a href="https://www.bbc.co.uk/bitesize/topics/zysdxfr">https://www.bbc.co.uk/bitesize/topics/zysdxfr</a></p>
3	In depth analysis of moving image product 2	<p>Select your second moving image product to analyse in detail- this could be a film trailer, music video, TV show or feature film. You will analyse 2 in total for this part of the component.</p> <p>Create a profile of this moving image product including important info on:</p> <ul style="list-style-type: none"> <li>• Brand/product history</li> <li>• How it is consumed and where it would appear</li> </ul> <p>Make notes on key elements of the product:</p> <ul style="list-style-type: none"> <li>• Genre</li> <li>• Colours</li> <li>• Characters, main subjects</li> <li>• Mise en scene</li> <li>• Representation of gender/ethnicity/age</li> <li>• Language</li> </ul>

		<p>Who is the target audience?</p> <ul style="list-style-type: none"> <li>• Demographics and Psychometrics</li> <li>• <a href="https://www.bbc.co.uk/bitesize/guides/zy24p39/revision/1">https://www.bbc.co.uk/bitesize/guides/zy24p39/revision/1</a></li> </ul>
4	Sequence analysis	<p>Collect screenshots and images of characters from your chosen moving image product. Annotate these for meaning using your notes from previous tasks. You should use shots which will allow you to make comments on narrative, character, representation and themes.</p> <p>Use the resource here to make notes on your chosen sequence and the film elements of cinematography, sound, editing, mise en scene.</p> <p>Analyse at least 2 sequences</p> <p><a href="https://www.bbc.co.uk/bitesize/topics/zysdxfr">https://www.bbc.co.uk/bitesize/topics/zysdxfr</a></p>
5	Applying theory to target audience for a moving image product 1 and 2	<p>Use the links below to help you make notes on how your interactive product appeals to its target audience in terms of the theories and concepts below. What psychometric profiles does it appeal to and why? How might audiences use the text in terms of the U and G theory? How would the product appeal in terms of Maslow's hierarchy?</p> <ul style="list-style-type: none"> <li>• Demographics and Psychometrics</li> <li>• <a href="https://www.bbc.co.uk/bitesize/guides/zy24p39/revision/1">https://www.bbc.co.uk/bitesize/guides/zy24p39/revision/1</a></li> <li>• Uses and Gratifications theory</li> <li>• <a href="https://revisionworld.com/a2-level-level-revision/media-studies-level-revision/uses-and-gratifications-theory">https://revisionworld.com/a2-level-level-revision/media-studies-level-revision/uses-and-gratifications-theory</a></li> </ul>

		<ul style="list-style-type: none"><li>• Maslow's hierarchy of needs</li><li>• <a href="https://media-studies.com/maslow/">https://media-studies.com/maslow/</a></li></ul>
6	Review your analysis of the 2 moving image products and improve.	<ul style="list-style-type: none"><li>• Review your in-depth analysis of the two moving image products created over the term.</li><li>• Have you analysed all of the film language elements- of cinematography, sound, editing, mise en scene?</li><li>• Have you made detailed comments on narrative, character, representation and themes?</li><li>• Have you made detailed comments on media theory?</li><li>• Can you analyse another sequence?</li></ul>

Term 3	Year 10	
Week	Topic	
1	Basic Angle Rules	Video - <a href="https://www.mathsgenie.co.uk/angles.html">https://www.mathsgenie.co.uk/angles.html</a> Questions - <a href="https://www.mathsgenie.co.uk/resources/2-angles-ws.pdf">https://www.mathsgenie.co.uk/resources/2-angles-ws.pdf</a> Answers - <a href="https://www.mathsgenie.co.uk/resources/2-anglesans.pdf">https://www.mathsgenie.co.uk/resources/2-anglesans.pdf</a> Sparx – U390, U628, U732, U655
2	Measuring Angles	Video - <a href="https://corbettmaths.com/2013/03/05/measuring-angles/">https://corbettmaths.com/2013/03/05/measuring-angles/</a> Questions - <a href="https://corbettmaths.com/wp-content/uploads/2018/02/measuring-angles.pdf">https://corbettmaths.com/wp-content/uploads/2018/02/measuring-angles.pdf</a> Answers - <a href="https://corbettmaths.com/wp-content/uploads/2019/08/Angles-measure.pdf">https://corbettmaths.com/wp-content/uploads/2019/08/Angles-measure.pdf</a> Sparx - U447  Video - <a href="https://corbettmaths.com/2013/03/27/bearings">https://corbettmaths.com/2013/03/27/bearings</a> Questions - <a href="https://corbettmaths.com/wp-content/uploads/2013/02/bearings-exercise-26-pdf.pdf">https://corbettmaths.com/wp-content/uploads/2013/02/bearings-exercise-26-pdf.pdf</a> (Q1-4 only) Answers - <a href="https://corbettmaths.com/wp-content/uploads/2019/08/Angles-bearings.pdf">https://corbettmaths.com/wp-content/uploads/2019/08/Angles-bearings.pdf</a> Sparx - U525

	Bearings	
3	Compass Directins  Problem Solving with Bearings	<p>Video - <a href="https://corbettmaths.com/2022/01/07/compass-directions/">https://corbettmaths.com/2022/01/07/compass-directions/</a>  Questions - <a href="https://corbettmaths.com/wp-content/uploads/2013/02/bearings-exercise-26-pdf.pdf">https://corbettmaths.com/wp-content/uploads/2013/02/bearings-exercise-26-pdf.pdf</a>  (Q5-8)  Answers - <a href="https://corbettmaths.com/wp-content/uploads/2019/08/Angles-bearings.pdf">https://corbettmaths.com/wp-content/uploads/2019/08/Angles-bearings.pdf</a>  Sparx - U107</p> <p>Video - <a href="https://corbettmaths.com/2018/08/31/back-bearings/">https://corbettmaths.com/2018/08/31/back-bearings/</a>  Questions - <a href="https://corbettmaths.com/wp-content/uploads/2013/02/bearings-exercise-26-pdf.pdf">https://corbettmaths.com/wp-content/uploads/2013/02/bearings-exercise-26-pdf.pdf</a>  (Q9 onwards)  Answers - <a href="https://corbettmaths.com/wp-content/uploads/2019/08/Angles-bearings.pdf">https://corbettmaths.com/wp-content/uploads/2019/08/Angles-bearings.pdf</a>  Sparx - U164</p>
4	Circumference of a circle  Area of a circle	<p>Video - <a href="https://corbettmaths.com/2013/12/21/circumference-video-60/">https://corbettmaths.com/2013/12/21/circumference-video-60/</a>  Questions - <a href="https://corbettmaths.com/wp-content/uploads/2013/02/circumference-pdf2.pdf">https://corbettmaths.com/wp-content/uploads/2013/02/circumference-pdf2.pdf</a>  Answers - <a href="https://corbettmaths.com/wp-content/uploads/2019/08/Circle-circumference.pdf">https://corbettmaths.com/wp-content/uploads/2019/08/Circle-circumference.pdf</a>  Sparx – U767, U604</p> <p>Video - <a href="https://corbettmaths.com/2013/12/22/area-of-a-circle-video-40-and-59/">https://corbettmaths.com/2013/12/22/area-of-a-circle-video-40-and-59/</a>  Questions - <a href="https://corbettmaths.com/wp-content/uploads/2017/12/area-of-a-circle.pdf">https://corbettmaths.com/wp-content/uploads/2017/12/area-of-a-circle.pdf</a>  Answers - <a href="https://corbettmaths.com/wp-content/uploads/2019/08/Area-circle.pdf">https://corbettmaths.com/wp-content/uploads/2019/08/Area-circle.pdf</a>  Sparx - U950</p>

5	Generating Sequences	<p>Video - <a href="https://corbettmaths.com/2013/03/26/arc-length/">https://corbettmaths.com/2013/03/26/arc-length/</a>  Questions - <a href="https://corbettmaths.com/wp-content/uploads/2018/09/Arc-Length-pdf.pdf">https://corbettmaths.com/wp-content/uploads/2018/09/Arc-Length-pdf.pdf</a>  Answers - <a href="https://corbettmaths.com/wp-content/uploads/2018/09/Arc-Length-Answers.pdf">https://corbettmaths.com/wp-content/uploads/2018/09/Arc-Length-Answers.pdf</a>  Sparx - U221</p> <p>Video - <a href="https://corbettmaths.com/2012/08/02/area-of-a-sector-video/">https://corbettmaths.com/2012/08/02/area-of-a-sector-video/</a>  Questions - <a href="https://corbettmaths.com/wp-content/uploads/2018/09/Area-of-a-Sector-pdf.pdf">https://corbettmaths.com/wp-content/uploads/2018/09/Area-of-a-Sector-pdf.pdf</a>  Answers - <a href="https://corbettmaths.com/wp-content/uploads/2018/09/Area-of-Sectors-Answers.pdf">https://corbettmaths.com/wp-content/uploads/2018/09/Area-of-Sectors-Answers.pdf</a>  Sparx - U373</p>
6	Finding the nth Term	<p>Video - <a href="https://corbettmaths.com/2013/02/15/volume-of-a-cylinder/">https://corbettmaths.com/2013/02/15/volume-of-a-cylinder/</a>  Questions - <a href="https://corbettmaths.com/wp-content/uploads/2013/02/volume-of-a-cylinder-pdf1.pdf">https://corbettmaths.com/wp-content/uploads/2013/02/volume-of-a-cylinder-pdf1.pdf</a>  Answers - <a href="https://corbettmaths.com/2016/11/25/answers-volume-of-a-cylinder/">https://corbettmaths.com/2016/11/25/answers-volume-of-a-cylinder/</a>  Sparx - U915</p> <p>Video - <a href="https://corbettmaths.com/2013/04/04/surface-area-of-a-cylinder/">https://corbettmaths.com/2013/04/04/surface-area-of-a-cylinder/</a></p>

		<p>Questions - <a href="https://corbettmaths.com/wp-content/uploads/2013/02/surface-area-of-a-cylinder-pdf1.pdf">https://corbettmaths.com/wp-content/uploads/2013/02/surface-area-of-a-cylinder-pdf1.pdf</a></p> <p>Answers - <a href="https://corbettmaths.com/2017/07/03/surface-area-cylinder-answers/">https://corbettmaths.com/2017/07/03/surface-area-cylinder-answers/</a></p> <p>Sparx – U464</p>
--	--	-----------------------------------------------------------------------------------------------------------------------------------------------------------------------------------------------------------------------------------------------------------------------------------------------------------------------------------------------------------------------------------------------------------

Term 4 Week	Topic	Links etc
1	<p>Volume of a cylinder</p> <p>Volume of a sphere</p>	<p>Video - <a href="https://corbettmaths.com/2013/02/15/volume-of-a-cylinder">https://corbettmaths.com/2013/02/15/volume-of-a-cylinder</a></p> <p>Worksheet - <a href="https://corbettmaths.com/wp-content/uploads/2023/02/Volume-of-a-Cylinder.pdf">https://corbettmaths.com/wp-content/uploads/2023/02/Volume-of-a-Cylinder.pdf</a></p> <p>Answers - <a href="https://corbettmaths.com/wp-content/uploads/2023/03/Volume-Cylinder-answers.pdf">https://corbettmaths.com/wp-content/uploads/2023/03/Volume-Cylinder-answers.pdf</a></p> <p>SPARX code: U915</p> <p>Video - <a href="https://corbettmaths.com/2013/03/03/volume-of-a-sphere/">https://corbettmaths.com/2013/03/03/volume-of-a-sphere/</a></p> <p>Worksheet - <a href="https://corbettmaths.com/wp-content/uploads/2023/12/Volume-of-a-Sphere.pdf">https://corbettmaths.com/wp-content/uploads/2023/12/Volume-of-a-Sphere.pdf</a></p> <p>Answers - <a href="https://corbettmaths.com/wp-content/uploads/2022/11/Volume-of-a-Sphere-Answers.pdf">https://corbettmaths.com/wp-content/uploads/2022/11/Volume-of-a-Sphere-Answers.pdf</a></p> <p>SPARX Code: U617</p>
2	<p>Vectors</p> <p>Algebraic Vectors (HIGHER ONLY)</p>	<p>Video - <a href="https://corbettmaths.com/2017/09/25/column-vectors/">https://corbettmaths.com/2017/09/25/column-vectors/</a></p> <p>Worksheet - <a href="https://corbettmaths.com/wp-content/uploads/2021/07/Column-Vectors.pdf">https://corbettmaths.com/wp-content/uploads/2021/07/Column-Vectors.pdf</a></p> <p>Answers - <a href="https://corbettmaths.com/wp-content/uploads/2021/07/Column-Vectors-Answers.pdf">https://corbettmaths.com/wp-content/uploads/2021/07/Column-Vectors-Answers.pdf</a></p> <p>SPARX code: U632 / U903</p> <p>Video - <a href="https://corbettmaths.com/2016/04/25/vectors/">https://corbettmaths.com/2016/04/25/vectors/</a></p> <p>Sparx Code: U781</p>
3	Share in a ratio	<p>Videos - <a href="https://corbettmaths.com/2013/03/03/simplifying-ratio/">https://corbettmaths.com/2013/03/03/simplifying-ratio/</a></p> <p><a href="https://corbettmaths.com/2013/03/03/ratio-sharing-the-total/">https://corbettmaths.com/2013/03/03/ratio-sharing-the-total/</a></p> <p><a href="https://corbettmaths.com/2013/05/16/ratio-given-one-quantity/">https://corbettmaths.com/2013/05/16/ratio-given-one-quantity/</a></p>



	Converting currency / exchange rates	<p>Worksheet - <a href="https://corbettmaths.com/wp-content/uploads/2018/06/Ratio-pdf.pdf">https://corbettmaths.com/wp-content/uploads/2018/06/Ratio-pdf.pdf</a>  Answers - <a href="https://corbettmaths.com/wp-content/uploads/2019/08/ratio-2.pdf">https://corbettmaths.com/wp-content/uploads/2019/08/ratio-2.pdf</a>  SPARX Codes: U753 / U577</p> <p>Video - <a href="https://corbettmaths.com/2016/01/03/exchange-rates/">https://corbettmaths.com/2016/01/03/exchange-rates/</a>  Worksheet - <a href="https://corbettmaths.com/wp-content/uploads/2023/05/Currency.pdf">https://corbettmaths.com/wp-content/uploads/2023/05/Currency.pdf</a>  Answers - <a href="https://corbettmaths.com/wp-content/uploads/2023/04/Currency-Answers.pdf">https://corbettmaths.com/wp-content/uploads/2023/04/Currency-Answers.pdf</a>  SPARX Code: U610</p>
4	Ratio 1:n or n:1  Best Buys / Value for money	<p>Video - <a href="https://corbettmaths.com/2018/12/31/expressing-as-1n/">https://corbettmaths.com/2018/12/31/expressing-as-1n/</a>  Worksheet - <a href="https://corbettmaths.com/wp-content/uploads/2013/02/simplifying-ratios-pdf1.pdf">https://corbettmaths.com/wp-content/uploads/2013/02/simplifying-ratios-pdf1.pdf</a>  Answers - <a href="https://corbettmaths.com/wp-content/uploads/2019/08/Simplifyin-ratio.pdf">https://corbettmaths.com/wp-content/uploads/2019/08/Simplifyin-ratio.pdf</a></p> <p>Video - <a href="https://corbettmaths.com/2013/03/26/best-buys/">https://corbettmaths.com/2013/03/26/best-buys/</a>  Worksheet - <a href="https://corbettmaths.com/wp-content/uploads/2013/02/best-buys-pdf.pdf">https://corbettmaths.com/wp-content/uploads/2013/02/best-buys-pdf.pdf</a>  Answers - <a href="https://corbettmaths.com/wp-content/uploads/2015/03/best-buys.pdf">https://corbettmaths.com/wp-content/uploads/2015/03/best-buys.pdf</a></p>
5	Converting fractions, decimals, percentages  Percentages (Non-calc)	<p>Video - <a href="https://www.mathsgenie.co.uk/FDP.html">https://www.mathsgenie.co.uk/FDP.html</a>  Worksheet - <a href="https://www.mathsgenie.co.uk/resources/2-fractions-decimals-and-percentages.pdf">https://www.mathsgenie.co.uk/resources/2-fractions-decimals-and-percentages.pdf</a>  Answers - <a href="https://www.mathsgenie.co.uk/resources/2-fractions-decimals-and-percentagesans.pdf">https://www.mathsgenie.co.uk/resources/2-fractions-decimals-and-percentagesans.pdf</a>  SPARX code: U888</p> <p>Video - <a href="https://corbettmaths.com/2012/08/20/percentages-of-amounts-non-calculator/">https://corbettmaths.com/2012/08/20/percentages-of-amounts-non-calculator/</a>  Worksheet - <a href="https://corbettmaths.com/wp-content/uploads/2013/02/percentage-of-an-amount-non-calculator-pdf1.pdf">https://corbettmaths.com/wp-content/uploads/2013/02/percentage-of-an-amount-non-calculator-pdf1.pdf</a>  Answers - <a href="https://corbettmaths.com/wp-content/uploads/2015/03/percentages-non-calc.pdf">https://corbettmaths.com/wp-content/uploads/2015/03/percentages-non-calc.pdf</a>  SPARX code: U554 / U773</p>
6	Percentages and increase/decrease (Calculator)	<p>Videos - <a href="https://corbettmaths.com/2013/02/15/percentages-of-an-amount-calculator/">https://corbettmaths.com/2013/02/15/percentages-of-an-amount-calculator/</a>  <a href="https://corbettmaths.com/2012/08/21/increasing-or-decreasing-by-a-percentage/">https://corbettmaths.com/2012/08/21/increasing-or-decreasing-by-a-percentage/</a>  <a href="https://corbettmaths.com/2012/08/21/multipliers-for-increasing-and-decreasing-by-a-percentage/">https://corbettmaths.com/2012/08/21/multipliers-for-increasing-and-decreasing-by-a-percentage/</a></p>

		Worksheet - <a href="https://corbettmaths.com/wp-content/uploads/2013/02/percentage-of-an-amount-calculator-pdf.pdf">https://corbettmaths.com/wp-content/uploads/2013/02/percentage-of-an-amount-calculator-pdf.pdf</a> Answers - <a href="https://corbettmaths.com/wp-content/uploads/2016/02/percentages-answers.pdf">https://corbettmaths.com/wp-content/uploads/2016/02/percentages-answers.pdf</a> SPARX codes: U349 / U671
--	--	----------------------------------------------------------------------------------------------------------------------------------------------------------------------------------------------------------------------------------------------------------------------------------------------------------------------------------------------------------------------------------------------------------------------------------------

**Year 10 - Further topic revision at <https://www.mathsgenie.co.uk/gcse.html>**

Week	Topic	Links etc
1	Probability recap	Video 1: <a href="http://corbettmaths.com/2013/06/15/the-or-rule/">http://corbettmaths.com/2013/06/15/the-or-rule/</a> Video 2: <a href="http://corbettmaths.com/2013/06/15/probability/">http://corbettmaths.com/2013/06/15/probability/</a> Video 3: <a href="http://corbettmaths.com/2013/05/15/probability-of-not-happening/">http://corbettmaths.com/2013/05/15/probability-of-not-happening/</a> Questions: <a href="https://corbettmaths.com/2019/09/27/probability-textbook-exercise/">https://corbettmaths.com/2019/09/27/probability-textbook-exercise/</a> Answers: <a href="https://corbettmaths.com/2019/10/10/probability-textbook-answers/">https://corbettmaths.com/2019/10/10/probability-textbook-answers/</a> SPARX code: U803, U408, U510
	Experimental Probability	Video: <a href="http://corbettmaths.com/2013/06/20/relative-frequency/">http://corbettmaths.com/2013/06/20/relative-frequency/</a> Questions: <a href="https://corbettmaths.com/wp-content/uploads/2018/12/Relative-Frequency-pdf.pdf">https://corbettmaths.com/wp-content/uploads/2018/12/Relative-Frequency-pdf.pdf</a> Answers: <a href="https://corbettmaths.com/wp-content/uploads/2018/12/Relative-Frequency-answers.pdf">https://corbettmaths.com/wp-content/uploads/2018/12/Relative-Frequency-answers.pdf</a> SPARX code: U166, U580
2	Probability – independent events	Video: <a href="http://corbettmaths.com/2013/06/16/independent-events/">http://corbettmaths.com/2013/06/16/independent-events/</a> Questions: <a href="https://corbettmaths.com/wp-content/uploads/2020/04/Independent-Events.pdf">https://corbettmaths.com/wp-content/uploads/2020/04/Independent-Events.pdf</a> Answers: <a href="https://corbettmaths.com/2019/10/10/independent-events-textbook-answers/">https://corbettmaths.com/2019/10/10/independent-events-textbook-answers/</a> SPARX code: U683
	Sample space diagrams	Video: <a href="http://corbettmaths.com/2013/06/18/sample-space-diagrams/">http://corbettmaths.com/2013/06/18/sample-space-diagrams/</a>

		<p>Questions: <a href="https://corbettmaths.com/wp-content/uploads/2021/03/Sample-Spaces.pdf">https://corbettmaths.com/wp-content/uploads/2021/03/Sample-Spaces.pdf</a></p> <p>Answers: <a href="https://corbettmaths.com/2017/06/06/sample-spaces-answers/">https://corbettmaths.com/2017/06/06/sample-spaces-answers/</a></p> <p>SPARX code: U104</p>
<b>3</b>	<p>Tree diagrams – independent events</p> <p>Tree diagrams – dependent events</p>	<p>Video: <a href="http://corbettmaths.com/2013/05/07/tree-diagrams/">http://corbettmaths.com/2013/05/07/tree-diagrams/</a></p> <p>Questions: <a href="https://corbettmaths.com/wp-content/uploads/2019/04/Tree-Diagrams.pdf">https://corbettmaths.com/wp-content/uploads/2019/04/Tree-Diagrams.pdf</a></p> <p>Answers: <a href="https://corbettmaths.com/2017/07/10/tree-diagrams-answers/">https://corbettmaths.com/2017/07/10/tree-diagrams-answers/</a></p> <p>SPARX code: U558</p> <p>Video: <a href="http://corbettmaths.com/2013/06/18/conditional-probability/">http://corbettmaths.com/2013/06/18/conditional-probability/</a></p> <p>Questions: <a href="https://corbettmaths.com/2019/09/27/conditional-probability-2/">https://corbettmaths.com/2019/09/27/conditional-probability-2/</a></p> <p>Answers: <a href="https://corbettmaths.com/2019/10/10/conditional-probability-textbook-answers/">https://corbettmaths.com/2019/10/10/conditional-probability-textbook-answers/</a></p> <p>SPARX code: U729</p>
<b>4</b>	<p>Frequency polygons</p> <p>Construct and interpret pie charts</p>	<p>Construct</p> <p>Video: <a href="http://corbettmaths.com/2012/08/23/frequency-polygons-2/">http://corbettmaths.com/2012/08/23/frequency-polygons-2/</a></p> <p>Interpret</p> <p>Video: <a href="http://corbettmaths.com/2012/08/23/frequency-polygons-2/">http://corbettmaths.com/2012/08/23/frequency-polygons-2/</a></p> <p>Questions: <a href="https://corbettmaths.com/wp-content/uploads/2019/02/Frequency-Polygons.pdf">https://corbettmaths.com/wp-content/uploads/2019/02/Frequency-Polygons.pdf</a></p> <p>Answers: <a href="https://corbettmaths.com/wp-content/uploads/2019/02/Frequency-Polygons-Answers.pdf">https://corbettmaths.com/wp-content/uploads/2019/02/Frequency-Polygons-Answers.pdf</a></p> <p>SPARX code: U840</p> <p>Construct</p> <p>Video: <a href="http://corbettmaths.com/2013/02/27/drawing-a-pie-chart/">http://corbettmaths.com/2013/02/27/drawing-a-pie-chart/</a></p> <p>Questions: <a href="https://corbettmaths.com/wp-content/uploads/2019/01/Drawing-Pie-Charts.pdf">https://corbettmaths.com/wp-content/uploads/2019/01/Drawing-Pie-Charts.pdf</a></p>





		<p>Interpret</p> <p>Video: <a href="http://corbettmaths.com/2012/08/19/finding-frequencies-from-histograms/">http://corbettmaths.com/2012/08/19/finding-frequencies-from-histograms/</a></p> <p>Questions: <a href="https://corbettmaths.com/2019/09/26/reading-histograms-textbook-exercise/">https://corbettmaths.com/2019/09/26/reading-histograms-textbook-exercise/</a></p> <p>Answers: <a href="https://corbettmaths.com/2019/10/10/histograms-textbook-answers/">https://corbettmaths.com/2019/10/10/histograms-textbook-answers/</a></p> <p>SPARX code: U185, U814, U983, U267</p>
--	--	--------------------------------------------------------------------------------------------------------------------------------------------------------------------------------------------------------------------------------------------------------------------------------------------------------------------------------------------------------------------------------------------------------------------------------------------------------------------------------------------------------------------------------------------------------------------------------------------

Term 3 and 4	Year 10	
Week	Topic	Link
1	Biology - Gas Exchange Chemistry - Ionic Bonding Physics - Diodes	Biology - <a href="https://continuityoak.org.uk/Lessons?r=1743">https://continuityoak.org.uk/Lessons?r=1743</a>  Chemistry - <a href="https://continuityoak.org.uk/Lessons?r=466">https://continuityoak.org.uk/Lessons?r=466</a>  Physics - <a href="https://continuityoak.org.uk/Lessons?r=1875">https://continuityoak.org.uk/Lessons?r=1875</a>
2	Biology - Blood and blood vessels Chemistry – Covalent Bonding Physics - LDRs	Biology - <a href="https://continuityoak.org.uk/Lessons?r=1744">https://continuityoak.org.uk/Lessons?r=1744</a>  Chemistry - <a href="https://continuityoak.org.uk/Lessons?r=470">https://continuityoak.org.uk/Lessons?r=470</a>  Physics - <a href="https://continuityoak.org.uk/Lessons?r=2076">https://continuityoak.org.uk/Lessons?r=2076</a>

3	Biology - The heart Chemistry – Giant Covalent Bonding Physics – Domestic Electricity	Biology - <a href="https://continuityoak.org.uk/Lessons?r=1745">https://continuityoak.org.uk/Lessons?r=1745</a>  Chemistry - <a href="https://continuityoak.org.uk/Lessons?r=473">https://continuityoak.org.uk/Lessons?r=473</a>  Physics - <a href="https://continuityoak.org.uk/Lessons?r=2078">https://continuityoak.org.uk/Lessons?r=2078</a>
4	Biology - Non-comunicable disease Chemistry - Ionic Bonding Physics – The National Grid	Biology - <a href="https://continuityoak.org.uk/Lessons?r=11162">https://continuityoak.org.uk/Lessons?r=11162</a>  Chemistry - <a href="https://continuityoak.org.uk/Lessons?r=466">https://continuityoak.org.uk/Lessons?r=466</a>  Physics – <a href="https://continuityoak.org.uk/Lessons?r=1880">https://continuityoak.org.uk/Lessons?r=1880</a>
5	Biology - Cancer Chemistry - Covalent Bonding Physics – Particle Model of Matter	Biology - <a href="https://continuityoak.org.uk/Lessons?r=1747">https://continuityoak.org.uk/Lessons?r=1747</a>  Chemistry - <a href="https://continuityoak.org.uk/Lessons?r=470">https://continuityoak.org.uk/Lessons?r=470</a>  Physics - <a href="https://continuityoak.org.uk/Lessons?r=1866">https://continuityoak.org.uk/Lessons?r=1866</a>



6	Biology - Plant tissue Chemistry - Giant Covalent Bonding Physics – Density Required Practical	Biology - <a href="https://continuityoak.org.uk/Lessons?r=1902">https://continuityoak.org.uk/Lessons?r=1902</a>  Chemistry - <a href="https://continuityoak.org.uk/Lessons?r=473">https://continuityoak.org.uk/Lessons?r=473</a> Physics - <a href="https://continuityoak.org.uk/Lessons?r=1867">https://continuityoak.org.uk/Lessons?r=1867</a>
7	Biology - Plant roots Chemistry - Ionic Bonding Physics – Density of Liquids	Biology - <a href="https://continuityoak.org.uk/Lessons?r=1955">https://continuityoak.org.uk/Lessons?r=1955</a>  Chemistry - <a href="https://continuityoak.org.uk/Lessons?r=466">https://continuityoak.org.uk/Lessons?r=466</a> Physics - <a href="https://continuityoak.org.uk/Lessons?r=2067">https://continuityoak.org.uk/Lessons?r=2067</a>
8	Biology - Transport in plants Chemistry - Covalent Bonding Physics – Internal Energy	Biology - <a href="https://continuityoak.org.uk/Lessons?r=1957">https://continuityoak.org.uk/Lessons?r=1957</a>  Chemistry - <a href="https://continuityoak.org.uk/Lessons?r=470">https://continuityoak.org.uk/Lessons?r=470</a> Physics - <a href="https://continuityoak.org.uk/Lessons?r=1868">https://continuityoak.org.uk/Lessons?r=1868</a>

9	Biology - Investigating transpiration Chemistry - Giant Covalent Bonding Physics – Heating and Cooling Substances	Biology - <a href="https://continuityoak.org.uk/Lessons?r=11163">https://continuityoak.org.uk/Lessons?r=11163</a>  Chemistry - <a href="https://continuityoak.org.uk/Lessons?r=473">https://continuityoak.org.uk/Lessons?r=473</a>  Physics - <a href="https://continuityoak.org.uk/Lessons?r=1921">https://continuityoak.org.uk/Lessons?r=1921</a>
10	Biology - Organisation review PT1 Chemistry - Physics – Latent Heat	Biology - <a href="https://continuityoak.org.uk/Lessons?r=3352">https://continuityoak.org.uk/Lessons?r=3352</a>  Physics - <a href="https://continuityoak.org.uk/Lessons?r=1867">https://continuityoak.org.uk/Lessons?r=1867</a>
11	Biology - Organisation review PT2 Chemistry - Physics – Gas Pressure	Biology - <a href="https://continuityoak.org.uk/Lessons?r=1748">https://continuityoak.org.uk/Lessons?r=1748</a>  Physics - <a href="https://continuityoak.org.uk/Lessons?r=1922">https://continuityoak.org.uk/Lessons?r=1922</a>

Term 5-6	Year 10	
1	Biology - Plant roots Chemistry - Ionic Bonding Physics – Density of Liquids	Biology - <a href="https://continuityoak.org.uk/Lessons?r=1955">https://continuityoak.org.uk/Lessons?r=1955</a>  Chemistry - <a href="https://continuityoak.org.uk/Lessons?r=466">https://continuityoak.org.uk/Lessons?r=466</a>  Physics - <a href="https://continuityoak.org.uk/Lessons?r=2067">https://continuityoak.org.uk/Lessons?r=2067</a>
2	Biology - Transport in plants Chemistry - Covalent Bonding Physics – Internal Energy	Biology - <a href="https://continuityoak.org.uk/Lessons?r=1957">https://continuityoak.org.uk/Lessons?r=1957</a>  Chemistry - <a href="https://continuityoak.org.uk/Lessons?r=470">https://continuityoak.org.uk/Lessons?r=470</a>  Physics - <a href="https://continuityoak.org.uk/Lessons?r=1868">https://continuityoak.org.uk/Lessons?r=1868</a>
3	Biology - Investigating transpiration Chemistry - Giant Covalent Bonding Physics – Heating and Cooling Substances	Biology - <a href="https://continuityoak.org.uk/Lessons?r=11163">https://continuityoak.org.uk/Lessons?r=11163</a>  Chemistry - <a href="https://continuityoak.org.uk/Lessons?r=473">https://continuityoak.org.uk/Lessons?r=473</a>  Physics - <a href="https://continuityoak.org.uk/Lessons?r=1921">https://continuityoak.org.uk/Lessons?r=1921</a>

4	Biology - Organisation review PT1 Chemistry - Relative formula mass Physics – Latent Heat	Biology - <a href="https://continuityoak.org.uk/Lessons?r=3352">https://continuityoak.org.uk/Lessons?r=3352</a>  Chemistry- <a href="https://continuityoak.org.uk/Lessons?r=1961">https://continuityoak.org.uk/Lessons?r=1961</a>  Physics - <a href="https://continuityoak.org.uk/Lessons?r=1867">https://continuityoak.org.uk/Lessons?r=1867</a>
5	Biology - Organisation review PT2 Chemistry - Concentration Physics – Gas Pressure	Biology - <a href="https://continuityoak.org.uk/Lessons?r=1748">https://continuityoak.org.uk/Lessons?r=1748</a>  Chemistry- <a href="https://continuityoak.org.uk/Lessons?r=569">https://continuityoak.org.uk/Lessons?r=569</a> Physics - <a href="https://continuityoak.org.uk/Lessons?r=1922">https://continuityoak.org.uk/Lessons?r=1922</a>
6	Chemistry- Reactivity of metals	Chemistry- <a href="https://continuityoak.org.uk/Lessons?r=1754">https://continuityoak.org.uk/Lessons?r=1754</a>
1	Biology – Photosynthesis    Chemistry- Relative formula mass	Biology Foundation - <a href="https://continuityoak.org.uk/Lessons?r=6494">https://continuityoak.org.uk/Lessons?r=6494</a> Biology higher – <a href="https://continuityoak.org.uk/Lessons?r=1216">https://continuityoak.org.uk/Lessons?r=1216</a>  Chemistry- <a href="https://continuityoak.org.uk/Lessons?r=1961">https://continuityoak.org.uk/Lessons?r=1961</a>  Physics - <a href="https://continuityoak.org.uk/Lessons?r=2082">https://continuityoak.org.uk/Lessons?r=2082</a>

	Physics – Exploring inside an atom	
2	Biology Photosynthesis required practical      Chemistry - Concentration  Physics - isotopes and ionisation	Biology – Foundation - <a href="https://continuityoak.org.uk/Lessons?r=6499">https://continuityoak.org.uk/Lessons?r=6499</a> (practical) <a href="https://continuityoak.org.uk/Lessons?r=6506">https://continuityoak.org.uk/Lessons?r=6506</a> (results) Biology higher – <a href="https://continuityoak.org.uk/Lessons?r=1903">https://continuityoak.org.uk/Lessons?r=1903</a> (practical) <a href="https://continuityoak.org.uk/Lessons?r=1217">https://continuityoak.org.uk/Lessons?r=1217</a> (results) Chemistry- <a href="https://continuityoak.org.uk/Lessons?r=569">https://continuityoak.org.uk/Lessons?r=569</a>  Physics - <a href="https://continuityoak.org.uk/Lessons?r=2083">https://continuityoak.org.uk/Lessons?r=2083</a>
3	Biology – Limiting factors of photosynthesis    Chemistry- Reactivity of metals	Biology – Foundation <a href="https://continuityoak.org.uk/Lessons?r=6513">https://continuityoak.org.uk/Lessons?r=6513</a> Biology – Higher <a href="https://continuityoak.org.uk/Lessons?r=1218">https://continuityoak.org.uk/Lessons?r=1218</a> (limiting factors) <a href="https://continuityoak.org.uk/Lessons?r=1219">https://continuityoak.org.uk/Lessons?r=1219</a> (manipulating factors) Chemistry- <a href="https://continuityoak.org.uk/Lessons?r=1754">https://continuityoak.org.uk/Lessons?r=1754</a>  Physics – <a href="https://continuityoak.org.uk/Lessons?r=1882">https://continuityoak.org.uk/Lessons?r=1882</a>

	Physics – History of atomic models	
4	Biology – Respiration  Chemistry- Relative formula mass Physics - Radioactivity	Biology – Foundation <a href="https://continuityoak.org.uk/Lessons?r=6534">https://continuityoak.org.uk/Lessons?r=6534</a> Biology – higher <a href="https://continuityoak.org.uk/Lessons?r=1221">https://continuityoak.org.uk/Lessons?r=1221</a> Chemistry- <a href="https://continuityoak.org.uk/Lessons?r=1961">https://continuityoak.org.uk/Lessons?r=1961</a>  <a href="https://continuityoak.org.uk/Lessons?r=2084">https://continuityoak.org.uk/Lessons?r=2084</a>
5	Biology – Anaerobic respiration  Chemistry - Concentration  Physics – Decay equation	Biology – Foundation <a href="https://continuityoak.org.uk/Lessons?r=6541">https://continuityoak.org.uk/Lessons?r=6541</a> Biology – Higher <a href="https://continuityoak.org.uk/Lessons?r=1223">https://continuityoak.org.uk/Lessons?r=1223</a> <a href="https://continuityoak.org.uk/Lessons?r=1224">https://continuityoak.org.uk/Lessons?r=1224</a> Chemistry- <a href="https://continuityoak.org.uk/Lessons?r=569">https://continuityoak.org.uk/Lessons?r=569</a>  <a href="https://continuityoak.org.uk/Lessons?r=2085">https://continuityoak.org.uk/Lessons?r=2085</a>
6	Biology – metabolism	Biology – Foundation <a href="https://continuityoak.org.uk/Lessons?r=6555">https://continuityoak.org.uk/Lessons?r=6555</a> Biology – Higher <a href="https://continuityoak.org.uk/Lessons?r=1225">https://continuityoak.org.uk/Lessons?r=1225</a> Chemistry- <a href="https://continuityoak.org.uk/Lessons?r=1754">https://continuityoak.org.uk/Lessons?r=1754</a>

Chemistry- Reactivity of metals	Physics - <a href="https://continuityoak.org.uk/Lessons?r=1923">https://continuityoak.org.uk/Lessons?r=1923</a>
Physics – Uses and Hazards of radiation	
Chemistry- Acid, Alkali, pH	Chemistry- <a href="https://continuityoak.org.uk/Lessons?r=1162">https://continuityoak.org.uk/Lessons?r=1162</a>
Chemistry- Making salts	Chemistry- <a href="https://continuityoak.org.uk/Lessons?r=1161">https://continuityoak.org.uk/Lessons?r=1161</a>
Chemistry- Exo and Endo reactions	Chemistry- <a href="https://continuityoak.org.uk/Lessons?r=1187">https://continuityoak.org.uk/Lessons?r=1187</a>
Chemistry- Acid, Alkali, pH	Chemistry- <a href="https://continuityoak.org.uk/Lessons?r=1162">https://continuityoak.org.uk/Lessons?r=1162</a>
Chemistry- Making salts	Chemistry- <a href="https://continuityoak.org.uk/Lessons?r=1161">https://continuityoak.org.uk/Lessons?r=1161</a>
Chemistry- Exo and Endo reactions	Chemistry- <a href="https://continuityoak.org.uk/Lessons?r=1187">https://continuityoak.org.uk/Lessons?r=1187</a>

	Year 10	
Week	Topic	Link
1	Meeting Assessment Objective 1	<a href="https://www.bbc.co.uk/bitesize/guides/zbk2p9q/revision/1">https://www.bbc.co.uk/bitesize/guides/zbk2p9q/revision/1</a>
2	Meeting Assessment Objective 2	<a href="https://www.bbc.co.uk/bitesize/guides/zbk2p9q/revision/2">https://www.bbc.co.uk/bitesize/guides/zbk2p9q/revision/2</a>
3	Meeting Assessment Objective 3	<a href="https://www.bbc.co.uk/bitesize/guides/zbk2p9q/revision/3">https://www.bbc.co.uk/bitesize/guides/zbk2p9q/revision/3</a>
4	Meeting Assessment Objective 4	<a href="https://www.bbc.co.uk/bitesize/guides/zbk2p9q/revision/4">https://www.bbc.co.uk/bitesize/guides/zbk2p9q/revision/4</a>
5	Painting Styles - Portraits	<a href="https://www.bbc.co.uk/bitesize/guides/zqcwxg8/revision/1">https://www.bbc.co.uk/bitesize/guides/zqcwxg8/revision/1</a>
	Landscapes	<a href="https://www.bbc.co.uk/bitesize/guides/zqcwxg8/revision/2">https://www.bbc.co.uk/bitesize/guides/zqcwxg8/revision/2</a>
6	Drawing techniques	<a href="https://www.bbc.co.uk/bitesize/guides/z4nbkhv/revision/1">https://www.bbc.co.uk/bitesize/guides/z4nbkhv/revision/1</a>
7	Observational drawing	<a href="https://www.bbc.co.uk/bitesize/guides/zbhv46f/revision/1">https://www.bbc.co.uk/bitesize/guides/zbhv46f/revision/1</a>



8	Clay building techniques	<a href="https://www.bbc.co.uk/bitesize/guides/zm2p3qt/revision/1">https://www.bbc.co.uk/bitesize/guides/zm2p3qt/revision/1</a>
9	Printing Techniques	<a href="https://www.bbc.co.uk/bitesize/guides/zq9qtcw/revision/1">https://www.bbc.co.uk/bitesize/guides/zq9qtcw/revision/1</a>
10	Ceramic materials and tools	<a href="https://www.bbc.co.uk/bitesize/guides/zsnbkhv/revision/1">https://www.bbc.co.uk/bitesize/guides/zsnbkhv/revision/1</a>
11	Accuracy and Proportion	<a href="https://www.bbc.co.uk/bitesize/guides/zbhv46f/revision/6">https://www.bbc.co.uk/bitesize/guides/zbhv46f/revision/6</a>

Term 4 / 5

[Revision Olympics](#)

	Year 10	
Week	Topic	Link
1	Photographic process	<a href="https://www.bbc.co.uk/bitesize/guides/zm7hvj6/revision/1">https://www.bbc.co.uk/bitesize/guides/zm7hvj6/revision/1</a>
2	Black and White photography	<a href="https://www.bbc.co.uk/bitesize/guides/zm7hvj6/revision/2">https://www.bbc.co.uk/bitesize/guides/zm7hvj6/revision/2</a>
3	Traditional Photography	<a href="https://www.bbc.co.uk/bitesize/guides/zm7hvj6/revision/3">https://www.bbc.co.uk/bitesize/guides/zm7hvj6/revision/3</a>
4	Digital Photography	<a href="https://www.bbc.co.uk/bitesize/guides/zm7hvj6/revision/4">https://www.bbc.co.uk/bitesize/guides/zm7hvj6/revision/4</a>
5	Lenses	<a href="https://www.bbc.co.uk/bitesize/guides/zm7hvj6/revision/5">https://www.bbc.co.uk/bitesize/guides/zm7hvj6/revision/5</a>
6		<a href="https://www.bbc.co.uk/bitesize/guides/zqwx82/revision/1">https://www.bbc.co.uk/bitesize/guides/zqwx82/revision/1</a>

	Photography techniques	
7	Composition	<a href="https://www.bbc.co.uk/bitesize/guides/zqwx82/revision/2">https://www.bbc.co.uk/bitesize/guides/zqwx82/revision/2</a>
8	Focus	<a href="https://www.bbc.co.uk/bitesize/guides/zqwx82/revision/3">https://www.bbc.co.uk/bitesize/guides/zqwx82/revision/3</a>
9	Lighting	<a href="https://www.bbc.co.uk/bitesize/guides/zqwx82/revision/4">https://www.bbc.co.uk/bitesize/guides/zqwx82/revision/4</a>
10	Experimental photography	<a href="https://www.bbc.co.uk/bitesize/guides/zqwx82/revision/5">https://www.bbc.co.uk/bitesize/guides/zqwx82/revision/5</a>
11	Photograms	<a href="https://www.bbc.co.uk/bitesize/guides/zqwx82/revision/6">https://www.bbc.co.uk/bitesize/guides/zqwx82/revision/6</a>

Term 4 / 5

[Revision Olympics](#)

Term 3 and 4	Year 10	
Week	Topic	Link
1	Responding to a Stimulus	<a href="https://www.bbc.co.uk/bitesize/guides/zk6gscw/revision/1">https://www.bbc.co.uk/bitesize/guides/zk6gscw/revision/1</a>
2	Developing an Idea	<a href="https://www.bbc.co.uk/bitesize/guides/zn4xwty/revision/1">https://www.bbc.co.uk/bitesize/guides/zn4xwty/revision/1</a>
3	Selecting a genre	<a href="https://www.bbc.co.uk/bitesize/guides/zdp4vk7/revision/1">https://www.bbc.co.uk/bitesize/guides/zdp4vk7/revision/1</a>
4	Selecting a Practitioner	<a href="https://www.bbc.co.uk/bitesize/guides/zvph2sg/revision/1">https://www.bbc.co.uk/bitesize/guides/zvph2sg/revision/1</a>
5	Rehearsing	<a href="https://www.bbc.co.uk/bitesize/guides/zm3j47h/revision/1">https://www.bbc.co.uk/bitesize/guides/zm3j47h/revision/1</a>
6	Refining a performance	<a href="https://www.bbc.co.uk/bitesize/guides/zkhcy9g/revision/1">https://www.bbc.co.uk/bitesize/guides/zkhcy9g/revision/1</a>
7	Performing a character	<a href="https://www.bbc.co.uk/bitesize/guides/zfdp2sg/revision/1">https://www.bbc.co.uk/bitesize/guides/zfdp2sg/revision/1</a>
8	Designing a production	<a href="https://www.bbc.co.uk/bitesize/guides/zrxbnrd/revision/1">https://www.bbc.co.uk/bitesize/guides/zrxbnrd/revision/1</a>
9	Health and Safety	<a href="https://www.bbc.co.uk/bitesize/guides/z4trf4j/revision/1">https://www.bbc.co.uk/bitesize/guides/z4trf4j/revision/1</a>

10	Creating a portfolio	<a href="https://www.bbc.co.uk/bitesize/guides/zkp4vk7/revision/1">https://www.bbc.co.uk/bitesize/guides/zkp4vk7/revision/1</a>
11	Features of a script	<a href="https://www.bbc.co.uk/bitesize/guides/zjydrj6/revision/1">https://www.bbc.co.uk/bitesize/guides/zjydrj6/revision/1</a>

## Term 5

### WEEK 1

#### DEVISING PORTFOLIO WRITING

<https://www.bbc.co.uk/bitesize/guides/zk6gscw/revision/1>

### WEEK 2

#### DEVISING PORTFOLIO WRITING

<https://www.bbc.co.uk/bitesize/guides/zn4xwty/revision/1>

### WEEK 3

#### DEVISING PORTFOLIO WRITING

<https://www.bbc.co.uk/bitesize/guides/zdp4vk7/revision/1>

WEEK 4

DEVISING PORTFOLIO WRITING

<https://www.bbc.co.uk/bitesize/guides/zvph2sg/revision/1>

WEEK 5

DEVISING PORTFOLIO WRITING

<https://www.bbc.co.uk/bitesize/guides/zm3j47h/revision/1>

WEEK 6

DEVISING PORTFOLIO WRITING

<https://www.bbc.co.uk/bitesize/guides/zkhcy9q/revision/1>

## Year 10 Dance

[HOME](#)

Terms 3 and 4	Year 10	
Week	Topic	Link
1	Emancipation of Expressionism	<a href="https://www.allsaintsacademydunstable.org/wp-content/uploads/2018/05/Emancipation-of-E-FF.pdf">https://www.allsaintsacademydunstable.org/wp-content/uploads/2018/05/Emancipation-of-E-FF.pdf</a>
2	Shadows	<a href="https://www.allsaintsacademydunstable.org/wp-content/uploads/2018/05/Shadows-FF.pdf">https://www.allsaintsacademydunstable.org/wp-content/uploads/2018/05/Shadows-FF.pdf</a>
3	A Linha Curva	<a href="https://www.allsaintsacademydunstable.org/wp-content/uploads/2018/05/A-Linha-Curva-FF.pdf">https://www.allsaintsacademydunstable.org/wp-content/uploads/2018/05/A-Linha-Curva-FF.pdf</a>
4	Artificial Things	<a href="https://www.allsaintsacademydunstable.org/wp-content/uploads/2018/05/Artificial-things-FF.pdf">https://www.allsaintsacademydunstable.org/wp-content/uploads/2018/05/Artificial-things-FF.pdf</a>
5	Within her Eyes	<a href="https://www.oasisacademylordshill.org/uploaded/Lords_Hill/Curriculum/Year_1_1_resources/Dance/Within_Her_Eyes_Fact_File_v1.1.pdf">https://www.oasisacademylordshill.org/uploaded/Lords_Hill/Curriculum/Year_1_1_resources/Dance/Within_Her_Eyes_Fact_File_v1.1.pdf</a>
6	Infra	<a href="https://www.allsaintsacademydunstable.org/wp-content/uploads/2018/05/Infra-FF.pdf">https://www.allsaintsacademydunstable.org/wp-content/uploads/2018/05/Infra-FF.pdf</a>

7	Physical skills	<a href="https://www.goldington.beds.sch.uk/ckfinder/userfiles/files/Curriculum%20Areas/Dance/2022/Y%2010%20Y11%20vocabulary%20list_docx.pdf">https://www.goldington.beds.sch.uk/ckfinder/userfiles/files/Curriculum%20Areas/Dance/2022/Y%2010%20Y11%20vocabulary%20list_docx.pdf</a>
8	Expressive Skills	<a href="https://quizlet.com/gb/215112659/gcse-dance-expressive-skills-flash-cards/">https://quizlet.com/gb/215112659/gcse-dance-expressive-skills-flash-cards/</a>
9	RADS	<a href="https://getrevising.co.uk/diagrams/rads">https://getrevising.co.uk/diagrams/rads</a>
10	Technical Skills	<a href="https://quizlet.com/gb/498442197/technical-skills-in-gcse-dance-flash-cards/">https://quizlet.com/gb/498442197/technical-skills-in-gcse-dance-flash-cards/</a>
11	Mental Skills	<a href="https://quizlet.com/353105883/dance-mental-skills-flash-cards/">https://quizlet.com/353105883/dance-mental-skills-flash-cards/</a>

## Terms 5 and 6

### Material properties

All GCSE Design & technology pupils need to know about the different material properties.

Produce a set of flash cards that have the material property and the definition.

Remember to look at the difference between physical and working properties.

[Material properties](#)

### Material categories

Regardless of which Design & Technology specialism you have picked you will need to know about all of the material areas below.

Go through the following links and then complete the test:



<u>Woods</u>	<u>Metals</u>	<u>Plastics/Polymers</u>	<u>Textiles</u>	<u>Papers &amp; Boards</u>
Revise <a href="#">Timbers</a>	Revise <a href="#">Metals</a>	Revise <a href="#">Plastics / Polymers</a>	Revise <a href="#">Textiles</a>	Revise <a href="#">Papers &amp; Boards</a>
Video <a href="#">Timbers video</a>	Video <a href="#">Metals video</a>	Video <a href="#">Plastics / Polymers</a>	Video <a href="#">Textiles video</a>	Video <a href="#">Papers &amp; Boards video</a>
Test <a href="#">Timbers test</a>	Test <a href="#">Metals test</a>	Test <a href="#">Plastics / Polymers</a>	Test <a href="#">Textiles test</a>	Test <a href="#">Papers &amp; Boards test</a>

### **Smart / Composite / Modern / Technical textiles**

Put together a simple information sheet explaining each of the above material categories and an example of each. EG: *A smart material is a material that changes in response to an external stimuli. An example of this is Thermochromic ink which changes colour when heated.*

[Smart, modern and composite materials](#)

### **Material origins**

*(Only focus on your chosen area of DT)*

Produce a guide to show where your materials originate from and how they are converted to a workable form.

**Graphic students:**

Paper and board (how cellulose fibres are derived from wood and grasses and converted into paper) [Papers & Boards](#)

Polymers (refining crude oil, fractional distillation and cracking) [Polymers](#)

### **Resistant Materials students:**

Timber based materials (seasoning, conversion and creation of manufactured timbers) [Timbers](#)

Metal based materials (extraction and refining) [Metals](#)

Polymers (refining crude oil, fractional distillation and cracking) [Polymers](#)

### **Textiles students:**

Textile based materials (obtaining raw material from animal, chemical and vegetable sources, processing and spinning) [Textiles](#)

## Stock forms

*(Only focus on your chosen area of DT)*

You need to know commercially available types and sizes of materials and components. This is referred to as **'Stock Forms'** **Click on the links below and read through and then complete the test.**

**Papers and boards:** [Papers & Boards](#)

- *sheet, roll and ply*
- *sold by size eg A3, thickness, weight and colour*
- *standard components eg fasteners, seals and bindings*
- *cartridge paper and corrugated card.*

**Timber based materials:** [Woods](#)

- *planks, boards and standard moldings*

- *sold by length, width, thickness and diameter*
- *standard components eg woodscrews, hinges, KD fittings.*

**Metal based materials:** [Metals](#)

- *sheet, rod, bar and tube*
- *sold by length, width, thickness and diameter*
- *standard components eg. rivets, machine screws, nuts, and bolts.*

**Polymers:** [Plastics / Polymers](#)

- *sheet, rod, powder, granules, foam and films*
- *sold by length, width, gauge and diameter*
- *standard components eg screws, nuts and bolts, hinges.*

**Textile based materials:** [Textiles](#)

- *yarns and fabrics*
- *sold by roll size, width, weight and ply*
- *standard components eg zips, press studs, velcro*

## Scales of production

All GCSE Design & technology pupils need to know about the different scales of production.

You need to know how products are produced in different volumes and the reasons why different manufacturing methods are used for different production volumes.

Revise:

- Prototypes
- Batch Production
- Mass Production
- Continuous Production

[Scales of production](#)

## Commercial processes

*(Only focus on your chosen area of DT)*

Use the links to revise the commercial processes.

### **Graphic students:**

[Offset lithography & die-cutting](#)

[Injection moulding & extrusion](#)

### **Resistant Materials students:**

[Routing & Turning](#)

[Milling & Casting](#)

### **Textile's students:**

[Weaving, dying & printing](#)

Terms 3 and 4	Year 10	
Week	Topic	Link
1	Metal Categories	<a href="https://www.bbc.co.uk/bitesize/guides/z6d48mn/revision/1">https://www.bbc.co.uk/bitesize/guides/z6d48mn/revision/1</a> <a href="https://www.bbc.co.uk/bitesize/guides/z6d48mn/revision/4">https://www.bbc.co.uk/bitesize/guides/z6d48mn/revision/4</a>
2	Access FM Product analysis	<a href="https://www.excitededucator.com/home/access-fm-examples">https://www.excitededucator.com/home/access-fm-examples</a>
3	Jigs, formers and templates.	<a href="https://www.bbc.co.uk/bitesize/guides/z6cbcj6/revision/1">https://www.bbc.co.uk/bitesize/guides/z6cbcj6/revision/1</a> <a href="https://www.bbc.co.uk/bitesize/guides/z6cbcj6/revision/2">https://www.bbc.co.uk/bitesize/guides/z6cbcj6/revision/2</a>
4	Modelling/ Prototyping	<a href="https://technologystudent.com/prddes1/model2.html">https://technologystudent.com/prddes1/model2.html</a> <a href="https://technologystudent.com/prddes1/model3.html">https://technologystudent.com/prddes1/model3.html</a> <a href="https://technologystudent.com/prddes1/model4.html">https://technologystudent.com/prddes1/model4.html</a> <a href="https://technologystudent.com/prddes1/model5.html">https://technologystudent.com/prddes1/model5.html</a>
5	Joining metals	Read through link <a href="https://technologystudent.com/joints/braz2.htm">https://technologystudent.com/joints/braz2.htm</a> Complete worksheet <a href="https://technologystudent.com/pdfs/brazing2.pdf">https://technologystudent.com/pdfs/brazing2.pdf</a>
6	Wasting Metals	<a href="https://www.bbc.co.uk/bitesize/guides/z6d48mn/revision/8">https://www.bbc.co.uk/bitesize/guides/z6d48mn/revision/8</a>

7	Stock forms	<a href="https://www.bbc.co.uk/bitesize/guides/z6d48mn/revision/6">https://www.bbc.co.uk/bitesize/guides/z6d48mn/revision/6</a>
8	Accuracy and quality control	<a href="https://www.bbc.co.uk/bitesize/guides/z6d48mn/revision/10">https://www.bbc.co.uk/bitesize/guides/z6d48mn/revision/10</a>
9	Commercial processes	<a href="https://www.bbc.co.uk/bitesize/guides/z6d48mn/revision/9">https://www.bbc.co.uk/bitesize/guides/z6d48mn/revision/9</a>

Terms 3 and 4	Year 10	
Week	Topic	Link
1	Garment Construction: Different types of seams	<a href="https://www.masterclass.com/articles/7-different-types-of-seams-and-how-to-use-them-in-garments">https://www.masterclass.com/articles/7-different-types-of-seams-and-how-to-use-them-in-garments</a>
2	Garment Construction: How to add shape	<a href="https://www.bbc.co.uk/bitesize/guides/zic3rwx/revision/8">https://www.bbc.co.uk/bitesize/guides/zic3rwx/revision/8</a>
3	Garment Construction: Pockets	<a href="https://www.youtube.com/watch?v=4J8HD8E5gl">https://www.youtube.com/watch?v=4J8HD8E5gl</a>
4	Garment Construction: How to quilt fabric	<a href="https://www.youtube.com/watch?v=EWaogwDtoZo">https://www.youtube.com/watch?v=EWaogwDtoZo</a>
5	Forces and Stresses Theory	<a href="https://www.bbc.co.uk/bitesize/guides/zic3rwx/revision/2">https://www.bbc.co.uk/bitesize/guides/zic3rwx/revision/2</a>
6	Smart Materials and Technical textiles	<a href="https://www.bbc.co.uk/bitesize/guides/zfq8jty/revision/1">https://www.bbc.co.uk/bitesize/guides/zfq8jty/revision/1</a>

7	Material Properties and Selecting materials	<a href="https://www.bbc.co.uk/bitesize/guides/zic3rwx/revision/1">https://www.bbc.co.uk/bitesize/guides/zic3rwx/revision/1</a>
8	CAD/CAM	<a href="https://www.bbc.co.uk/bitesize/guides/zn4bcj6/revision/8">https://www.bbc.co.uk/bitesize/guides/zn4bcj6/revision/8</a>



Terms 3,4,5,6	Year 10	
Week	Topic	Link
1	<b>Food Safety</b> <b>Micro-organisms</b> Definition Conditions for Growth <b>Bacterial Contamination</b> Symptoms of Food Poisoning Pathogenic Bacteria Types Cross Contamination	<a href="https://www.illuminate.digital/aqafood/">https://www.illuminate.digital/aqafood/</a>  Username: ssheldon3 Password: student3  Pages 158 to 160 Pages 171 to 181
2	<b>Food Safety</b> Buying and Storing Foods Preparing, Cooking and Seving Food Rules	<a href="https://www.illuminate.digital/aqafood/">https://www.illuminate.digital/aqafood/</a>  Username: ssheldon3 Password: student3  Pages 185 to 199
3	<b>Food Safety</b> Food spoilage - Enzymes, moulds and yeasts Experiments - Ripening - Bananas Enzymic Browning - Apples Yoghurts and Cheese Moulds	<a href="https://www.illuminate.digital/aqafood/">https://www.illuminate.digital/aqafood/</a>  Username: ssheldon3 Password: student3  Pages 161 to 170
4	<b>Food Safety</b> End of Module Test	<b>No Online Resource</b>

5	<b>Food and Nutrition</b> Healthy Eating Guidelines	<a href="https://www.illuminate.digital/aqafood/">https://www.illuminate.digital/aqafood/</a> Username: ssheldon3 Password: student3  Pages 38 to 39
6	<b>Food and Nutrition</b> Protein Theory	<a href="https://www.illuminate.digital/aqafood/">https://www.illuminate.digital/aqafood/</a> Username: ssheldon3 Password: student3  Pages 2 to 7
7	<b>Food and Nutrition</b> Carbohydrate Theory	<a href="https://www.illuminate.digital/aqafood/">https://www.illuminate.digital/aqafood/</a> Username: ssheldon3 Password: student3  Pages 16 to 19
8	<b>Food and Nutrition</b> Fat Theory	<a href="https://www.illuminate.digital/aqafood/">https://www.illuminate.digital/aqafood/</a> Username: ssheldon3 Password: student3  Pages 10 to 13
9	<b>Food and Nutrition</b> Vitamins and Minerals Theory	<a href="https://www.illuminate.digital/aqafood/">https://www.illuminate.digital/aqafood/</a> Username: ssheldon3 Password: student3  Pages 22 to 35
10	<b>Food and Nutrition</b> Energy	<a href="https://www.illuminate.digital/aqafood/">https://www.illuminate.digital/aqafood/</a> Username: ssheldon3 Password: student3  Pages 58 to 61

11	<b>Food and Nutrition</b> Life Stages	<a href="https://www.illuminate.digital/aqafood/">https://www.illuminate.digital/aqafood/</a> Username: ssheldon3 Password: student3  Pages 45 to 51
12	<b>Food and Nutrition</b> Dietary Illness	<a href="https://www.illuminate.digital/aqafood/">https://www.illuminate.digital/aqafood/</a> Username: ssheldon3 Password: student3  Pages 70 to 76
13	<b>Food and Nutrition</b> Special Diets	<a href="https://www.illuminate.digital/aqafood/">https://www.illuminate.digital/aqafood/</a> Username: ssheldon3 Password: student3  Pages 56 to 57
14	<b>Food and Nutrition</b> Hydration	<a href="https://www.illuminate.digital/aqafood/">https://www.illuminate.digital/aqafood/</a> Username: ssheldon3 Password: student3  Pages 36 to 37
15	<b>Food Science</b> Reasons for Cooking Food Cooking Methods Heat Transfer Methods	<a href="https://www.illuminate.digital/aqafood/">https://www.illuminate.digital/aqafood/</a> Username: ssheldon3 Password: student3  Pages 78 to 101
16	<b>Food Science</b> Science of Carbohydrates	<a href="https://www.illuminate.digital/aqafood/">https://www.illuminate.digital/aqafood/</a> Username: ssheldon3

	Gelatinisation, Dextrinisation and Caramelisation	Password: student3 Pages 116 to 123
17	<b>Food Science</b> Science of Proteins Coagulation and Denaturation Foam Production	<a href="https://www.illuminate.digital/aqafood/">https://www.illuminate.digital/aqafood/</a> Username: ssheldon3 Password: student3 Pages 105 to 107 Pages 114 to 115
18	<b>Food Science</b> Science of Proteins Gluten	<a href="https://www.illuminate.digital/aqafood/">https://www.illuminate.digital/aqafood/</a> Username: ssheldon3 Password: student3 Pages 110 to 111
19	<b>Food Science</b> Science of Fats	<a href="https://www.illuminate.digital/aqafood/">https://www.illuminate.digital/aqafood/</a> Username: ssheldon3 Password: student3 Pages 126 to 137
20	<b>Food Science</b> Chemical Raising Agents	<a href="https://www.illuminate.digital/aqafood/">https://www.illuminate.digital/aqafood/</a> Username: ssheldon3 Password: student3 Pages 140 to 151
21	<b>Food Science</b> Natural Raising Agents	<a href="https://www.illuminate.digital/aqafood/">https://www.illuminate.digital/aqafood/</a> Username: ssheldon3 Password: student3 Pages 140 to 151

Year 10		
Week	Topic	Link
1	House retrieval	<a href="https://languagesonline.org.uk/French/ET1/NewET1U3/Index.htm#gsc.tab=0">https://languagesonline.org.uk/French/ET1/NewET1U3/Index.htm#gsc.tab=0</a>
2	How infinitives work – route verbs	<a href="https://www.bbc.co.uk/bitesize/topics/z7t8kmn/articles/zhcv6v4">https://www.bbc.co.uk/bitesize/topics/z7t8kmn/articles/zhcv6v4</a>
3	My ideal house – ma maison idéale	<a href="https://quizlet.com/861303172/ma-maison-ideale-flash-cards/">https://quizlet.com/861303172/ma-maison-ideale-flash-cards/</a>
4	Creating questions.	<a href="https://quizlet.com/au/668151445/les-questions-en-francais-flash-cards/">https://quizlet.com/au/668151445/les-questions-en-francais-flash-cards/</a>
	Careers with languages	<a href="https://www.bbc.co.uk/bitesize/groups/c44r0vv4498t">https://www.bbc.co.uk/bitesize/groups/c44r0vv4498t</a>
5	Asking questions.	<a href="https://members.gcsepod.com/shared/podcasts/title/11822/73003">https://members.gcsepod.com/shared/podcasts/title/11822/73003</a>
		<a href="https://www.bbc.co.uk/bitesize/groups/c44r0vv4498t">https://www.bbc.co.uk/bitesize/groups/c44r0vv4498t</a>

	Careers with languages	
6	Role play practice	<a href="https://www.bbc.co.uk/bitesize/guides/zvsr7nb/revision/1">https://www.bbc.co.uk/bitesize/guides/zvsr7nb/revision/1</a>

Year 10 French term 5

Week	Topic	Link
1	1 a) Recap food and drink vocabulary from KS3 b) Recap present tense with boire - irregular verb - from KS3	Linguascope - French - beginner - l'alimentation - any activity from the list and/or <a href="https://www.languagesonline.org.uk/French/ET1/NewET1U9/Index.htm#gsc.tab=0">https://www.languagesonline.org.uk/French/ET1/NewET1U9/Index.htm#gsc.tab=0</a> <a href="https://www.languagesonline.org.uk/French/ET2/Boissons/739.htm">https://www.languagesonline.org.uk/French/ET2/Boissons/739.htm</a> <a href="https://www.languagesonline.org.uk/French/ET2/Boissons/741.htm">https://www.languagesonline.org.uk/French/ET2/Boissons/741.htm</a>
2	a) Healthy Lifestyles GCSE Vocab b) the partitive article (du, de	<a href="https://quizlet.com/19595693/gcse-french-healthy-living-flash-cards/">https://quizlet.com/19595693/gcse-french-healthy-living-flash-cards/</a> <a href="https://quizlet.com/90403103/gcse-french-healthy-living-flash-cards/">https://quizlet.com/90403103/gcse-french-healthy-living-flash-cards/</a> <a href="https://www.languagesonline.org.uk/French/ET2/Partitives/Index.htm#gsc.tab=0">https://www.languagesonline.org.uk/French/ET2/Partitives/Index.htm#gsc.tab=0</a>

	la, des, de l') after  manger/boire	
3	Reading Practice, applying healthy  lifestyles vocabulary	Linguascope – French – Intermediate – manger sain (middle column) – choix multiple (third one down) <a href="https://www.linguascope.com/secure/students/intermediate/html5/bin/main.php?language=french&amp;topic=healthy&amp;activity=choicepic">https://www.linguascope.com/secure/students/intermediate/html5/bin/main.php?language=french&amp;topic=healthy&amp;activity=choicepic</a> Linguascope – French – Intermediate – manger sain (middle column) – catégories (third from the bottom) <a href="https://www.linguascope.com/secure/students/intermediate/html5/bin/main.php?language=french&amp;topic=healthy&amp;activity=categories">https://www.linguascope.com/secure/students/intermediate/html5/bin/main.php?language=french&amp;topic=healthy&amp;activity=categories</a> If finished - complete any exercises related to Healthy Lifestyles on GCSE Pod (AQA - Theme 2)
4	a) The Imperfect tense  b) Seeing the imperfect tense  in a text	Read the explanation first, then complete the activities in order <a href="https://www.languagesonline.org.uk/French/Grammar/Imperfect/index.htm#gsc.tab=0">https://www.languagesonline.org.uk/French/Grammar/Imperfect/index.htm#gsc.tab=0</a> Kerboodle - green book - page 102 - exercises 1a, 1b, 2c - write your answers on some paper <a href="https://www.kerboodle.com/users/login?user_return_to=%2Fapp">https://www.kerboodle.com/users/login?user_return_to=%2Fapp</a> Your username and password are the same. School code is JA6.
5	Past Paper Practice	Reading - write down your answers on some paper. You can use the mark scheme to mark your answers when you have finished. <a href="https://NUDATAN.exampro.net">https://NUDATAN.exampro.net</a>  Writing - write down your answers on some paper. You can use the mark scheme to mark your answers when you have finished. <a href="https://NUDATAN.exampro.net">https://NUDATAN.exampro.net</a> Writing - model text on healthy lifestyles - complete these activities in order <a href="https://www.languagesonline.org.uk/French/French_Writing_Model_Answers/Health_Q1_1.htm">https://www.languagesonline.org.uk/French/French_Writing_Model_Answers/Health_Q1_1.htm</a> <a href="https://www.languagesonline.org.uk/French/French_Writing_Model_Answers/Health_Q1_2.htm">https://www.languagesonline.org.uk/French/French_Writing_Model_Answers/Health_Q1_2.htm</a> <a href="https://www.languagesonline.org.uk/French/French_Writing_Model_Answers/Health_Q1_4.htm">https://www.languagesonline.org.uk/French/French_Writing_Model_Answers/Health_Q1_4.htm</a> <a href="https://www.languagesonline.org.uk/French/French_Writing_Model_Answers/Health_Q1_5.htm">https://www.languagesonline.org.uk/French/French_Writing_Model_Answers/Health_Q1_5.htm</a>
6	Sport/fitness	Complete these activities in order <a href="https://www.languagesonline.org.uk/French/ET1/NewET1U10/Index.htm#gsc.tab=0">https://www.languagesonline.org.uk/French/ET1/NewET1U10/Index.htm#gsc.tab=0</a> Linguascope - French - Intermediate - les sports (first column) - choix multiple (third from the bottom) <a href="https://www.linguascope.com/secure/students/intermediate/html5/bin/main.php?language=french&amp;topic=sports&amp;activity=choicepic">https://www.linguascope.com/secure/students/intermediate/html5/bin/main.php?language=french&amp;topic=sports&amp;activity=choicepic</a>

		Linguascope - French - Intermediate - les sports (first column) - glisser déposer (fourth from the bottom) <a href="https://www.linguascope.com/secure/students/intermediate/html5/bin/main.php?language=french&amp;topic=sports&amp;activity=dragfill">https://www.linguascope.com/secure/students/intermediate/html5/bin/main.php?language=french&amp;topic=sports&amp;activity=dragfill</a>
--	--	---------------------------------------------------------------------------------------------------------------------------------------------------------------------------------------------------------------------------------------------------------------------------------------------------------------------------------------------------------------------------------------------------



Term 3	Year 10	
Week	Topic	Link
1	Charity work – locally	Listening: <a href="https://www.bbc.co.uk/bitesize/guides/ztrmhv4/revision/8">https://www.bbc.co.uk/bitesize/guides/ztrmhv4/revision/8</a>  Grammar: <a href="https://www.bbc.co.uk/bitesize/guides/z87vrdm/revision/6">https://www.bbc.co.uk/bitesize/guides/z87vrdm/revision/6</a> <a href="https://www.bbc.co.uk/bitesize/guides/z87vrdm/revision/7">https://www.bbc.co.uk/bitesize/guides/z87vrdm/revision/7</a> <a href="https://www.bbc.co.uk/bitesize/guides/z87vrdm/revision/8">https://www.bbc.co.uk/bitesize/guides/z87vrdm/revision/8</a> <a href="https://www.bbc.co.uk/bitesize/guides/z87vrdm/revision/9">https://www.bbc.co.uk/bitesize/guides/z87vrdm/revision/9</a> <a href="https://www.bbc.co.uk/bitesize/guides/z87vrdm/revision/10">https://www.bbc.co.uk/bitesize/guides/z87vrdm/revision/10</a>
2	Charity work – globally	Listening: <a href="https://www.bbc.co.uk/bitesize/guides/ztrmhv4/revision/10">https://www.bbc.co.uk/bitesize/guides/ztrmhv4/revision/10</a>  Grammar: <a href="https://www.bbc.co.uk/bitesize/guides/z87vrdm/revision/11">https://www.bbc.co.uk/bitesize/guides/z87vrdm/revision/11</a>
3	Lifestyles – then and now	Listening: <a href="https://www.bbc.co.uk/bitesize/clips/zwp3v4j">https://www.bbc.co.uk/bitesize/clips/zwp3v4j</a>  <a href="https://www.bbc.co.uk/bitesize/clips/zw4jwxs">https://www.bbc.co.uk/bitesize/clips/zw4jwxs</a>

		<p>Grammar:</p> <p><a href="https://www.bbc.co.uk/bitesize/guides/zqyg9qt/revision/1">https://www.bbc.co.uk/bitesize/guides/zqyg9qt/revision/1</a></p> <p><a href="https://www.bbc.co.uk/bitesize/guides/zgkhfrd/revision/1">https://www.bbc.co.uk/bitesize/guides/zgkhfrd/revision/1</a></p>
4	<p>Lifestyles – then and now – continued.</p> <p>Careers with languages</p>	<p>Writing:</p> <p><a href="https://www.bbc.co.uk/bitesize/guides/zx3qxsg/revision/7">https://www.bbc.co.uk/bitesize/guides/zx3qxsg/revision/7</a></p> <p>Grammar:</p> <p><a href="https://www.bbc.co.uk/bitesize/guides/z39tsg8/revision/1">https://www.bbc.co.uk/bitesize/guides/z39tsg8/revision/1</a></p> <p><a href="https://www.bbc.co.uk/bitesize/groups/c44r0vv4498t">https://www.bbc.co.uk/bitesize/groups/c44r0vv4498t</a></p>
5	<p>Writing assessment – preparation</p> <p>Careers with languages</p>	<p>Writing:</p> <p><a href="https://www.bbc.co.uk/bitesize/guides/zx3qxsg/revision/8">https://www.bbc.co.uk/bitesize/guides/zx3qxsg/revision/8</a></p> <p>Grammar:</p> <p><a href="https://www.bbc.co.uk/bitesize/guides/z9jfbk7/revision/1">https://www.bbc.co.uk/bitesize/guides/z9jfbk7/revision/1</a></p> <p><a href="https://www.bbc.co.uk/bitesize/groups/c44r0vv4498t">https://www.bbc.co.uk/bitesize/groups/c44r0vv4498t</a></p>
6	<p>Writing feedback and consolidation</p>	<p>Grammar:</p> <p><a href="https://www.bbc.co.uk/bitesize/guides/zg8pycw/revision/1">https://www.bbc.co.uk/bitesize/guides/zg8pycw/revision/1</a></p>

Term 4	Topic	Link
1	Lifestyles	<a href="https://www.bbc.co.uk/bitesize/guides/ztrmhv4/revision/1">https://www.bbc.co.uk/bitesize/guides/ztrmhv4/revision/1</a> <a href="https://www.bbc.co.uk/bitesize/guides/ztrmhv4/revision/2">https://www.bbc.co.uk/bitesize/guides/ztrmhv4/revision/2</a>
2	Poverty, homelessness & refugees	<a href="https://www.bbc.co.uk/bitesize/guides/ztrmhv4/revision/3">https://www.bbc.co.uk/bitesize/guides/ztrmhv4/revision/3</a> <a href="https://www.bbc.co.uk/bitesize/guides/ztrmhv4/revision/4">https://www.bbc.co.uk/bitesize/guides/ztrmhv4/revision/4</a> <a href="https://www.bbc.co.uk/bitesize/guides/ztrmhv4/revision/5">https://www.bbc.co.uk/bitesize/guides/ztrmhv4/revision/5</a> <a href="https://www.bbc.co.uk/bitesize/clips/zpbk9qt">https://www.bbc.co.uk/bitesize/clips/zpbk9qt</a>
3	Poverty, homelessness & refugees	<a href="https://www.bbc.co.uk/bitesize/guides/ztrmhv4/revision/3">https://www.bbc.co.uk/bitesize/guides/ztrmhv4/revision/3</a> <a href="https://www.bbc.co.uk/bitesize/guides/ztrmhv4/revision/4">https://www.bbc.co.uk/bitesize/guides/ztrmhv4/revision/4</a> <a href="https://www.bbc.co.uk/bitesize/guides/ztrmhv4/revision/5">https://www.bbc.co.uk/bitesize/guides/ztrmhv4/revision/5</a> <a href="https://www.bbc.co.uk/bitesize/clips/zpbk9qt">https://www.bbc.co.uk/bitesize/clips/zpbk9qt</a>
4	Environment	<a href="https://www.bbc.co.uk/bitesize/guides/zpcxp39/revision/1">https://www.bbc.co.uk/bitesize/guides/zpcxp39/revision/1</a> <a href="https://www.bbc.co.uk/bitesize/guides/zpcxp39/revision/2">https://www.bbc.co.uk/bitesize/guides/zpcxp39/revision/2</a> <a href="https://www.bbc.co.uk/bitesize/guides/zpcxp39/revision/3">https://www.bbc.co.uk/bitesize/guides/zpcxp39/revision/3</a> <a href="https://www.bbc.co.uk/bitesize/guides/zpcxp39/revision/4">https://www.bbc.co.uk/bitesize/guides/zpcxp39/revision/4</a> <a href="https://www.bbc.co.uk/bitesize/guides/zpcxp39/revision/5">https://www.bbc.co.uk/bitesize/guides/zpcxp39/revision/5</a>

		<p><a href="https://www.bbc.co.uk/bitesize/guides/zpcxp39/revision/6">https://www.bbc.co.uk/bitesize/guides/zpcxp39/revision/6</a></p> <p><a href="https://www.bbc.co.uk/bitesize/guides/zpcxp39/revision/7">https://www.bbc.co.uk/bitesize/guides/zpcxp39/revision/7</a></p> <p><a href="https://www.bbc.co.uk/bitesize/guides/zpcxp39/revision/8">https://www.bbc.co.uk/bitesize/guides/zpcxp39/revision/8</a></p> <p><a href="https://www.bbc.co.uk/bitesize/guides/zpcxp39/revision/9">https://www.bbc.co.uk/bitesize/guides/zpcxp39/revision/9</a></p>
5	Environment	<p><a href="https://www.bbc.co.uk/bitesize/guides/zpcxp39/revision/1">https://www.bbc.co.uk/bitesize/guides/zpcxp39/revision/1</a></p> <p><a href="https://www.bbc.co.uk/bitesize/guides/zpcxp39/revision/2">https://www.bbc.co.uk/bitesize/guides/zpcxp39/revision/2</a></p> <p><a href="https://www.bbc.co.uk/bitesize/guides/zpcxp39/revision/3">https://www.bbc.co.uk/bitesize/guides/zpcxp39/revision/3</a></p> <p><a href="https://www.bbc.co.uk/bitesize/guides/zpcxp39/revision/4">https://www.bbc.co.uk/bitesize/guides/zpcxp39/revision/4</a></p> <p><a href="https://www.bbc.co.uk/bitesize/guides/zpcxp39/revision/5">https://www.bbc.co.uk/bitesize/guides/zpcxp39/revision/5</a></p> <p><a href="https://www.bbc.co.uk/bitesize/guides/zpcxp39/revision/6">https://www.bbc.co.uk/bitesize/guides/zpcxp39/revision/6</a></p> <p><a href="https://www.bbc.co.uk/bitesize/guides/zpcxp39/revision/7">https://www.bbc.co.uk/bitesize/guides/zpcxp39/revision/7</a></p> <p><a href="https://www.bbc.co.uk/bitesize/guides/zpcxp39/revision/8">https://www.bbc.co.uk/bitesize/guides/zpcxp39/revision/8</a></p> <p><a href="https://www.bbc.co.uk/bitesize/guides/zpcxp39/revision/9">https://www.bbc.co.uk/bitesize/guides/zpcxp39/revision/9</a></p>
6	Grammar	<p><a href="https://www.bbc.co.uk/bitesize/guides/zy3qxsg/revision/1">https://www.bbc.co.uk/bitesize/guides/zy3qxsg/revision/1</a></p> <p><a href="https://www.bbc.co.uk/bitesize/guides/zw23cwx/revision/1">https://www.bbc.co.uk/bitesize/guides/zw23cwx/revision/1</a></p> <p><a href="https://www.bbc.co.uk/bitesize/guides/ztf7hv/revision/1">https://www.bbc.co.uk/bitesize/guides/ztf7hv/revision/1</a></p>

		<a href="https://www.bbc.co.uk/bitesize/guides/zsb76fr/revision/1">https://www.bbc.co.uk/bitesize/guides/zsb76fr/revision/1</a> <a href="https://www.bbc.co.uk/bitesize/guides/zyrmhv4/revision/1">https://www.bbc.co.uk/bitesize/guides/zyrmhv4/revision/1</a> <a href="https://www.bbc.co.uk/bitesize/guides/zgkhfrd/revision/1">https://www.bbc.co.uk/bitesize/guides/zgkhfrd/revision/1</a> <a href="https://www.bbc.co.uk/bitesize/guides/z39tsg8/revision/1">https://www.bbc.co.uk/bitesize/guides/z39tsg8/revision/1</a>
--	--	------------------------------------------------------------------------------------------------------------------------------------------------------------------------------------------------------------------------------------------------------------------------------------------------------------------------------------------------------------------------------------------------------------------------------------------------------------------------------------------------------------------------------------------

Year 10 German Term 5

Week	Topic	Link
1	Holidays, Weather & accommodation	<a href="https://www.bbc.co.uk/bitesize/guides/z8h4dmn/revision/1">https://www.bbc.co.uk/bitesize/guides/z8h4dmn/revision/1</a>
2	Holidays, Weather & accommodation	<a href="https://www.bbc.co.uk/bitesize/guides/z8h4dmn/revision/1">https://www.bbc.co.uk/bitesize/guides/z8h4dmn/revision/1</a>
3	Holidays, Weather & accommodation	<a href="https://www.bbc.co.uk/bitesize/guides/z8h4dmn/revision/1">https://www.bbc.co.uk/bitesize/guides/z8h4dmn/revision/1</a>
4	Grammar	<a href="https://www.bbc.co.uk/bitesize/guides/zy3qxsg/revision/1">https://www.bbc.co.uk/bitesize/guides/zy3qxsg/revision/1</a> <a href="https://www.bbc.co.uk/bitesize/guides/zw23cwx/revision/1">https://www.bbc.co.uk/bitesize/guides/zw23cwx/revision/1</a> <a href="https://www.bbc.co.uk/bitesize/guides/ztf7hv/revision/1">https://www.bbc.co.uk/bitesize/guides/ztf7hv/revision/1</a> <a href="https://www.bbc.co.uk/bitesize/guides/zsb76fr/revision/1">https://www.bbc.co.uk/bitesize/guides/zsb76fr/revision/1</a> <a href="https://www.bbc.co.uk/bitesize/guides/zyrmhv4/revision/1">https://www.bbc.co.uk/bitesize/guides/zyrmhv4/revision/1</a>

		<a href="https://www.bbc.co.uk/bitesize/guides/zgkhfrd/revision/1">https://www.bbc.co.uk/bitesize/guides/zgkhfrd/revision/1</a>
		<a href="https://www.bbc.co.uk/bitesize/guides/z39tsg8/revision/1">https://www.bbc.co.uk/bitesize/guides/z39tsg8/revision/1</a>

Term 3	Year 10	
Week	Topic	Link
1	Questions words in Spanish	<a href="https://www.spanishlearninglab.com/spanish-question-marks-words/">https://www.spanishlearninglab.com/spanish-question-marks-words/</a>
2	Holidays in the present tense	<a href="https://www.bbc.co.uk/bitesize/guides/zr6b7nb/revision/1">https://www.bbc.co.uk/bitesize/guides/zr6b7nb/revision/1</a>
3	The preterite tense (past tense)	<a href="https://www.languagesonline.org.uk/Spanish/preterite/1.htm">https://www.languagesonline.org.uk/Spanish/preterite/1.htm</a>
4	Holidays in the past tense	<a href="https://teachers.thenational.academy/lessons/talking-about-what-you-did-on-holiday-part-13-crtpr">https://teachers.thenational.academy/lessons/talking-about-what-you-did-on-holiday-part-13-crtpr</a> <a href="https://teachers.thenational.academy/lessons/talking-about-what-you-did-on-holiday-part-23-60vp4c">https://teachers.thenational.academy/lessons/talking-about-what-you-did-on-holiday-part-23-60vp4c</a>
5	Holidays in the past tense.	<a href="https://teachers.thenational.academy/lessons/talking-about-what-you-did-on-holiday-part-33-68w3jd">https://teachers.thenational.academy/lessons/talking-about-what-you-did-on-holiday-part-33-68w3jd</a>
6	Holidays in the past tense  Weather	<a href="https://app.senecalearning.com/classroom/course/eefdd6b0-6960-11e8-9e60-31064e3f9a21/section/18c4f95b-4efa-4bdf-bceb-944c56815949/session">https://app.senecalearning.com/classroom/course/eefdd6b0-6960-11e8-9e60-31064e3f9a21/section/18c4f95b-4efa-4bdf-bceb-944c56815949/session</a>  <a href="https://app.senecalearning.com/classroom/course/eefdd6b0-6960-11e8-9e60-31064e3f9a21/section/77a86694-5aba-4470-8110-9d023f5df47c/session">https://app.senecalearning.com/classroom/course/eefdd6b0-6960-11e8-9e60-31064e3f9a21/section/77a86694-5aba-4470-8110-9d023f5df47c/session</a>

Term 4	Topic	Link
1	Mis pasatiempos (hobbies)	<a href="https://www.linguascope.com/secure/students/beginner/topic.php?language=spanish&amp;topic=hobbies">https://www.linguascope.com/secure/students/beginner/topic.php?language=spanish&amp;topic=hobbies</a> <a href="https://www.bbc.co.uk/bitesize/topics/zvhxt39/articles/zf428hv">https://www.bbc.co.uk/bitesize/topics/zvhxt39/articles/zf428hv</a>
2	Frequency words  Written assessment	Use Memrise login
3	-Ar verbs/mis pasatiempos	<a href="https://www.linguascope.com/secure/students/beginner/topic.php?language=spanish&amp;topic=hobbies">https://www.linguascope.com/secure/students/beginner/topic.php?language=spanish&amp;topic=hobbies</a> <a href="https://www.bbc.co.uk/bitesize/topics/zvhxt39/articles/zf428hv">https://www.bbc.co.uk/bitesize/topics/zvhxt39/articles/zf428hv</a>
4	Numbers to –31 Birthdays/months of the year	<a href="https://www.bbc.co.uk/bitesize/articles/zfmnydm#z6rdqfr">https://www.bbc.co.uk/bitesize/articles/zfmnydm#z6rdqfr</a> <a href="https://www.berlitz.com/blog/months-in-spanish">https://www.berlitz.com/blog/months-in-spanish</a>
5	The verb: Tener Being able to say your age in Spanish	<a href="https://www.directespanol.com/how-to-use-tener-in-spanish/">https://www.directespanol.com/how-to-use-tener-in-spanish/</a> <a href="https://www.bbc.co.uk/bitesize/topics/zg9mhyc/articles/zjpmkmn">https://www.bbc.co.uk/bitesize/topics/zg9mhyc/articles/zjpmkmn</a> <a href="https://spanishwithpedro.com/say-your-age-in-spanish/">https://spanishwithpedro.com/say-your-age-in-spanish/</a>
6	Las familias	<a href="https://www.linguascope.com/secure/students/beginner/topic.php?language=spanish&amp;topic=family">https://www.linguascope.com/secure/students/beginner/topic.php?language=spanish&amp;topic=family</a>



Year 10 Spanish Term 5

Week	Topic	Link
1	Future tense	Regular -AR Verbs: <a href="https://app.senecalearning.com/classroom/course/8f4c33cc-b1b1-4c49-bff7-f2dd6cc12b1f/section/3d2f350c-f32c-4bb6-89a2-269bfcd0f6e9/session">https://app.senecalearning.com/classroom/course/8f4c33cc-b1b1-4c49-bff7-f2dd6cc12b1f/section/3d2f350c-f32c-4bb6-89a2-269bfcd0f6e9/session</a> Regular -ER Verbs: <a href="https://app.senecalearning.com/classroom/course/8f4c33cc-b1b1-4c49-bff7-f2dd6cc12b1f/section/c3d9d3ca-8cfa-4cc9-b061-336a8e918abd/session">https://app.senecalearning.com/classroom/course/8f4c33cc-b1b1-4c49-bff7-f2dd6cc12b1f/section/c3d9d3ca-8cfa-4cc9-b061-336a8e918abd/session</a>
2	Future Tense	Regular -IR Verbs: <a href="https://app.senecalearning.com/classroom/course/8f4c33cc-b1b1-4c49-bff7-f2dd6cc12b1f/section/0d626529-0056-4609-a96a-8700e6c0ad23/session">https://app.senecalearning.com/classroom/course/8f4c33cc-b1b1-4c49-bff7-f2dd6cc12b1f/section/0d626529-0056-4609-a96a-8700e6c0ad23/session</a> Irregular verbs: <a href="https://app.senecalearning.com/classroom/course/8f4c33cc-b1b1-4c49-bff7-f2dd6cc12b1f/section/fc320fc5-1733-4d08-828c-c8edabad59af/session">https://app.senecalearning.com/classroom/course/8f4c33cc-b1b1-4c49-bff7-f2dd6cc12b1f/section/fc320fc5-1733-4d08-828c-c8edabad59af/session</a>
3	Technology intro	<a href="https://classroom.thenational.academy/lessons/describing-what-people-do-technology-and-social-networks-6cu36c">https://classroom.thenational.academy/lessons/describing-what-people-do-technology-and-social-networks-6cu36c</a>
4	Advantages and Disadvantages of Technology	<a href="https://www.bbc.co.uk/bitesize/guides/zn9rgwx/revision/3">https://www.bbc.co.uk/bitesize/guides/zn9rgwx/revision/3</a>
5	Food and Mealtimes	<a href="https://senecalearning.com/en-GB/seneca-certified-resources/spanish-gcse-aqa/">https://senecalearning.com/en-GB/seneca-certified-resources/spanish-gcse-aqa/</a>
6	Restaurant	<a href="https://senecalearning.com/en-GB/seneca-certified-resources/spanish-gcse-aqa/">https://senecalearning.com/en-GB/seneca-certified-resources/spanish-gcse-aqa/</a>

Terms 3 and 4	Year 10	
Week	Topic	Link
1 (Term 3)	Unit 3 – Understanding Development: Lesson 1: What is development?	<a href="https://continuityoak.org.uk/Lessons#">https://continuityoak.org.uk/Lessons#</a>
2 (Term 3)	Unit 3 – Understanding Development: Lesson 2: Economic and social measures of development	<a href="https://continuityoak.org.uk/Lessons#">https://continuityoak.org.uk/Lessons#</a>
3 (Term 3)	Unit 3 – Understanding Development: Lesson 3: Limitations of economic and social measures of development	<a href="https://continuityoak.org.uk/Lessons#">https://continuityoak.org.uk/Lessons#</a>
4 (Term 3)	Unit 3 – Understanding Development: Lesson 4: The Demographic Transition Model	<a href="https://continuityoak.org.uk/Lessons#">https://continuityoak.org.uk/Lessons#</a>
5 (Term 3)	Unit 3 – Understanding Development: Lesson 5: Population Pyramids	<a href="https://continuityoak.org.uk/Lessons#">https://continuityoak.org.uk/Lessons#</a>
6 (Term 3)	Unit 10 – Urban Growth in Lagos, Nigeria: Lesson 1: Location and importance of Lagos	<a href="https://continuityoak.org.uk/Lessons#">https://continuityoak.org.uk/Lessons#</a>
7 (Term 4)	Unit 10 – Urban Growth in Lagos, Nigeria: Lesson 2: Causes of urban growth in Lagos	<a href="https://continuityoak.org.uk/Lessons#">https://continuityoak.org.uk/Lessons#</a>
8 (Term 4)	Unit 10 – Urban Growth in Lagos, Nigeria:	<a href="https://continuityoak.org.uk/Lessons#">https://continuityoak.org.uk/Lessons#</a>

	Lesson 3: Social opportunities of urban growth in Lagos	
9 (Term 4)	Unit 10 – Urban Growth in Lagos, Nigeria: Lesson 4: Economic opportunities of urban growth in Lagos	<a href="https://continuityoak.org.uk/Lessons#">https://continuityoak.org.uk/Lessons#</a>
10 (Term 4)	Unit 10 – Urban Growth in Lagos, Nigeria: Lesson 5: Challenges of urban growth in Lagos (Part 1)	<a href="https://continuityoak.org.uk/Lessons#">https://continuityoak.org.uk/Lessons#</a>
11 (Term 4)	Unit 10 – Urban Growth in Lagos, Nigeria: Lesson 6: Challenges of urban growth in Lagos (part 2)	<a href="https://continuityoak.org.uk/Lessons#">https://continuityoak.org.uk/Lessons#</a>
12 (Term 4)	Unit 10 – Urban Growth in Lagos, Nigeria: Lesson 7: Urban planning in Lagos: Makoko floating school	<a href="https://continuityoak.org.uk/Lessons#">https://continuityoak.org.uk/Lessons#</a>

Term 5 and 6		
Week	Topic	Link
1 (Term 5)	Unit 2 – Coasts: Lesson 1: Wave types and characteristics	<a href="https://continuityoak.org.uk/Lessons#">https://continuityoak.org.uk/Lessons#</a>
2 (Term 5)	Unit 2 – Coasts: Lesson 2: Coastal weathering and erosion	<a href="https://continuityoak.org.uk/Lessons#">https://continuityoak.org.uk/Lessons#</a>
3 (Term 5)	Unit 2 – Coasts: Lesson 3: Mass movement	<a href="https://continuityoak.org.uk/Lessons#">https://continuityoak.org.uk/Lessons#</a>
4 (Term 5)	Unit 2 – Coasts: Lesson 4: Transportation and deposition	<a href="https://continuityoak.org.uk/Lessons#">https://continuityoak.org.uk/Lessons#</a>
5 (Term 5)	Unit 2 – Coasts: Lesson 5: Landforms of erosion 1 and 2: headlands and bays/wave cut platforms	<a href="https://continuityoak.org.uk/Lessons#">https://continuityoak.org.uk/Lessons#</a>
6 (Term 5)	Unit 2 – Coasts: Lesson 6: Landforms of erosion 3: caves, arches and stacks	<a href="https://continuityoak.org.uk/Lessons#">https://continuityoak.org.uk/Lessons#</a>
7 (Term 6)	Unit 2 – Coasts: Lesson 8: Landforms of deposition 1/2: beaches and sand dunes/spits and bars	<a href="https://continuityoak.org.uk/Lessons#">https://continuityoak.org.uk/Lessons#</a>
8 (Term 6)	Unit 2 – Coasts: Lesson 10: Landforms on a UK coastline: Dorset Coast	<a href="https://continuityoak.org.uk/Lessons#">https://continuityoak.org.uk/Lessons#</a>
9 (Term 6)	Unit 2 – Coasts: Lesson 11:	<a href="https://continuityoak.org.uk/Lessons#">https://continuityoak.org.uk/Lessons#</a>

	Coastal hard engineering	
10 (Term 6)	Unit 2 – Coasts: Lesson 12: Coastal soft engineering	<a href="https://continuityoak.org.uk/Lessons#">https://continuityoak.org.uk/Lessons#</a>
11 (Term 6)	Unit 2 – Coasts: Lesson 13: Managed retreat	<a href="https://continuityoak.org.uk/Lessons#">https://continuityoak.org.uk/Lessons#</a>
12 (Term 6)	Unit 2 – Coasts: Lesson 14/15: A UK coastal management scheme: Lyme Regis (part 1 and 2)	<a href="https://continuityoak.org.uk/Lessons#">https://continuityoak.org.uk/Lessons#</a>

Terms 3 and 4	Year 10	
Week	Topic	Link
1 (T3)	Paper 2, Elizabeth I – Lesson 1: Elizabeth’s Background	<a href="https://continuityoak.org.uk/Lessons">https://continuityoak.org.uk/Lessons</a> - Click History, then Unit 2 Elizabeth I and then the correct lesson
2 (T3)	Paper 2, Elizabeth I – Lesson 2: Elizabethan Society	<a href="https://continuityoak.org.uk/Lessons">https://continuityoak.org.uk/Lessons</a> - Click History, then Unit 2 Elizabeth I and then the correct lesson
3 (T3)	Paper 2, Elizabeth I – Lesson 3: Elizabethan government	<a href="https://continuityoak.org.uk/Lessons">https://continuityoak.org.uk/Lessons</a> - Click History, then Unit 2 Elizabeth I and then the correct lesson
4 (T3)	Paper 2, Elizabeth I – Lesson 4: Financial problems	<a href="https://continuityoak.org.uk/Lessons">https://continuityoak.org.uk/Lessons</a> - Click History, then Unit 2 Elizabeth I and then the correct lesson
5 (T3)	Paper 2, Elizabeth I – Lesson 5: Challenges from abroad	<a href="https://continuityoak.org.uk/Lessons">https://continuityoak.org.uk/Lessons</a> - Click History, then Unit 2 Elizabeth I and then the correct lesson
6 (T3)	Paper 2, Elizabeth I – Lesson 6: How challenging were Elizabeth’s early years?	<a href="https://continuityoak.org.uk/Lessons">https://continuityoak.org.uk/Lessons</a> - Click History, then Unit 2 Elizabeth I and then the correct lesson
7 (T4)	Paper 2, Elizabeth I – Lesson 7: Different religious groups	<a href="https://continuityoak.org.uk/Lessons">https://continuityoak.org.uk/Lessons</a> - Click History, then Unit 2 Elizabeth I and then the correct lesson
8 (T4)	Paper 2, Elizabeth I – Lesson 8: Religious Settlement	<a href="https://continuityoak.org.uk/Lessons">https://continuityoak.org.uk/Lessons</a> - Click History, then Unit 2 Elizabeth I and then the correct lesson

9 (T4)	Paper 2, Elizabeth I – Lesson 9: Enforcing the Religious Settlement	<a href="https://continuityoak.org.uk/Lessons">https://continuityoak.org.uk/Lessons</a> - Click History, then Unit 2 Elizabeth I and then the correct lesson
10 (T4)	Paper 2, Elizabeth I – Lesson 10: Puritan and Catholic challenges	<a href="https://continuityoak.org.uk/Lessons">https://continuityoak.org.uk/Lessons</a> - Click History, then Unit 2 Elizabeth I and then the correct lesson
11 (T4)	Paper 2, Elizabeth I – Lesson 11: Foreign powers reactions to the Settlement	<a href="https://continuityoak.org.uk/Lessons">https://continuityoak.org.uk/Lessons</a> - Click History, then Unit 2 Elizabeth I and then the correct lesson
12 (T4)	Paper 2, Elizabeth I – Lesson 12: Mary, Queen of Scots	<a href="https://continuityoak.org.uk/Lessons">https://continuityoak.org.uk/Lessons</a> - Click History, then Unit 2 Elizabeth I and then the correct lesson
13 (T5)	Paper 2, Elizabeth I – Lesson 14: What made the Northern Earls Revolt 1569?	<a href="https://continuityoak.org.uk/Lessons">https://continuityoak.org.uk/Lessons</a> - Click History, then Unit 2 Elizabeth I and then the correct lesson
14 (T5)	Paper 2, Elizabeth I – Lesson 15: Significance of Northern Earls Revolt	<a href="https://continuityoak.org.uk/Lessons">https://continuityoak.org.uk/Lessons</a> - Click History, then Unit 2 Elizabeth I and then the correct lesson
15 (T5)	Paper 2, Elizabeth I – Lesson 16: Catholic Plots	<a href="https://continuityoak.org.uk/Lessons">https://continuityoak.org.uk/Lessons</a> - Click History, then Unit 2 Elizabeth I and then the correct lesson
16 (T5)	Paper 2, Elizabeth I – Lesson 17 Execution of Mary, Queen of Scots	<a href="https://continuityoak.org.uk/Lessons">https://continuityoak.org.uk/Lessons</a> - Click History, then Unit 2 Elizabeth I and then the correct lesson
17 (T5)	Paper 2, Elizabeth I – Lesson 20: War with Spain	<a href="https://continuityoak.org.uk/Lessons">https://continuityoak.org.uk/Lessons</a> - Click History, then Unit 2 Elizabeth I and then the correct lesson
18 (T5)	Paper 2, Elizabeth I – Lesson 21: Spanish Armada 1588?	<a href="https://continuityoak.org.uk/Lessons">https://continuityoak.org.uk/Lessons</a> - Click History, then Unit 2 Elizabeth I and then the correct lesson
19 (T6)	Paper 2, Elizabeth I – Lesson 23 and 24: Elizabethan education and leisure	<a href="https://continuityoak.org.uk/Lessons">https://continuityoak.org.uk/Lessons</a> - Click History, then Unit 2 Elizabeth I and then the correct lesson
20 (T6)	Paper 2, Elizabeth I – Lesson 25 and 26: Poverty	<a href="https://continuityoak.org.uk/Lessons">https://continuityoak.org.uk/Lessons</a> - Click History, then Unit 2 Elizabeth I and then the correct lesson
21 (T6)	Paper 2, Elizabeth I – Lesson 27-29: Exploration	<a href="https://continuityoak.org.uk/Lessons">https://continuityoak.org.uk/Lessons</a> - Click History, then Unit 2 Elizabeth I and then the correct lesson
22 (T6)	Paper 1, Medicine Through Time – Lesson 2: Medieval ideas about disease	<a href="https://continuityoak.org.uk/Lessons">https://continuityoak.org.uk/Lessons</a> - Click History, then Unit 1 Medicine Through Time and then the correct lesson

23 (T6)	Paper 1, Medicine Through Time – Lesson 3: Medieval preventions and cures for disease	<a href="https://continuityoak.org.uk/Lessons">https://continuityoak.org.uk/Lessons</a> - Click History, then Unit 1 Medicine Through Time and then the correct lesson
24 (T6)	Paper 1, Medicine Through Time – Lesson 4: Medieval help for diseases	<a href="https://continuityoak.org.uk/Lessons">https://continuityoak.org.uk/Lessons</a> - Click History, then Unit 1 Medicine Through Time and then the correct lesson
25 (T6)	Paper 1, Medicine Through Time – Lesson 5: The Black Death	<a href="https://continuityoak.org.uk/Lessons">https://continuityoak.org.uk/Lessons</a> - Click History, then Unit 1 Medicine Through Time and then the correct lesson



Term 3	Year 10	
Week	Topic	Link
1	Christianity: Practices	<a href="https://classroom.thenational.academy/lessons/worship-6xh3jt">https://classroom.thenational.academy/lessons/worship-6xh3jt</a>
2	Christianity: Practices	<a href="https://classroom.thenational.academy/lessons/baptism-64wp8d">https://classroom.thenational.academy/lessons/baptism-64wp8d</a>
3	Christianity: Practices	<a href="https://classroom.thenational.academy/lessons/eucharist-6cw3gc">https://classroom.thenational.academy/lessons/eucharist-6cw3gc</a>
4	Christianity: Practices	<a href="https://classroom.thenational.academy/lessons/pilgrimage-60v64c">https://classroom.thenational.academy/lessons/pilgrimage-60v64c</a>
5	Christianity: Practices	<a href="https://classroom.thenational.academy/lessons/church-in-the-local-community-69h38e">https://classroom.thenational.academy/lessons/church-in-the-local-community-69h38e</a>

6	Christianity: Practices	<a href="https://classroom.thenational.academy/lessons/growth-of-the-church-ccvpac">https://classroom.thenational.academy/lessons/growth-of-the-church-ccvpac</a>
---	-------------------------	-------------------------------------------------------------------------------------------------------------------------------------------------------------------

Terms 4 and 5		
Week	Topic	Link
1	Sikhism	Make notes on: <a href="https://www.bbc.co.uk/bitesize/guides/znwr97h/revision/1">https://www.bbc.co.uk/bitesize/guides/znwr97h/revision/1</a> <a href="https://www.bbc.co.uk/bitesize/guides/znwr97h/revision/2">https://www.bbc.co.uk/bitesize/guides/znwr97h/revision/2</a>
2	Sikhism	Make notes on: <a href="https://www.bbc.co.uk/bitesize/guides/znwr97h/revision/3">https://www.bbc.co.uk/bitesize/guides/znwr97h/revision/3</a> <a href="https://www.bbc.co.uk/bitesize/guides/znwr97h/revision/4">https://www.bbc.co.uk/bitesize/guides/znwr97h/revision/4</a>
3	Sikhism	Make notes on: <a href="https://www.bbc.co.uk/bitesize/guides/znwr97h/revision/5">https://www.bbc.co.uk/bitesize/guides/znwr97h/revision/5</a> <a href="https://www.bbc.co.uk/bitesize/guides/znwr97h/revision/6">https://www.bbc.co.uk/bitesize/guides/znwr97h/revision/6</a>
4	Sikhism	Make notes on: <a href="https://www.bbc.co.uk/bitesize/guides/znwr97h/revision/7">https://www.bbc.co.uk/bitesize/guides/znwr97h/revision/7</a> <a href="https://www.bbc.co.uk/bitesize/guides/znwr97h/revision/8">https://www.bbc.co.uk/bitesize/guides/znwr97h/revision/8</a>
5	Sikhism	Make notes on: <a href="https://www.bbc.co.uk/bitesize/guides/znwr97h/revision/9">https://www.bbc.co.uk/bitesize/guides/znwr97h/revision/9</a> <a href="https://www.bbc.co.uk/bitesize/guides/znwr97h/revision/10">https://www.bbc.co.uk/bitesize/guides/znwr97h/revision/10</a>
6	Sikhism	Make notes on: <a href="https://www.bbc.co.uk/bitesize/guides/znwr97h/revision/11">https://www.bbc.co.uk/bitesize/guides/znwr97h/revision/11</a> <a href="https://www.bbc.co.uk/bitesize/guides/znwr97h/revision/12">https://www.bbc.co.uk/bitesize/guides/znwr97h/revision/12</a>
7	Relationships	<a href="https://classroom.thenational.academy/lessons/nature-and-purpose-of-families-6tjkgd">https://classroom.thenational.academy/lessons/nature-and-purpose-of-families-6tjkgd</a>
8	Relationships	<a href="https://classroom.thenational.academy/lessons/nature-and-purpose-of-marriage-64wkgr">https://classroom.thenational.academy/lessons/nature-and-purpose-of-marriage-64wkgr</a>
9	Relationships	<a href="https://classroom.thenational.academy/lessons/divorce-c9jkcd">https://classroom.thenational.academy/lessons/divorce-c9jkcd</a>
10	Relationships	<a href="https://classroom.thenational.academy/lessons/sex-outside-of-marriage-6rt66r">https://classroom.thenational.academy/lessons/sex-outside-of-marriage-6rt66r</a>
11	Relationships	<a href="https://classroom.thenational.academy/lessons/attitudes-towards-sexuality-6mt3cd">https://classroom.thenational.academy/lessons/attitudes-towards-sexuality-6mt3cd</a>
12	Relationships	<a href="https://classroom.thenational.academy/lessons/same-sex-marriage-chgpae">https://classroom.thenational.academy/lessons/same-sex-marriage-chgpae</a>
13	Relationships	<a href="https://classroom.thenational.academy/lessons/cohabitation-71j3it">https://classroom.thenational.academy/lessons/cohabitation-71j3it</a>



Terms 3 and 4	Year 10	
Week	Topic	Link
1	Cash flow	<a href="https://www.bbc.co.uk/bitesize/guides/zfjhxyc/revision/1">https://www.bbc.co.uk/bitesize/guides/zfjhxyc/revision/1</a> <a href="https://app.senecalearning.com/classroom/course/e7efbfa0-222a-11e8-9249-b5781fc38111/section/fb45d390-22c1-11e8-9cbe-8f1123064fb1/session">https://app.senecalearning.com/classroom/course/e7efbfa0-222a-11e8-9249-b5781fc38111/section/fb45d390-22c1-11e8-9cbe-8f1123064fb1/session</a>
2	Sources of Finance	<a href="https://www.bbc.co.uk/bitesize/guides/zhwtmfr/revision/1">https://www.bbc.co.uk/bitesize/guides/zhwtmfr/revision/1</a> <a href="https://app.senecalearning.com/classroom/course/e7efbfa0-222a-11e8-9249-b5781fc38111/section/da993c10-22c4-11e8-9cbe-8f1123064fb1/session">https://app.senecalearning.com/classroom/course/e7efbfa0-222a-11e8-9249-b5781fc38111/section/da993c10-22c4-11e8-9cbe-8f1123064fb1/session</a>
3	Sole trader, Partnerships & Limited Liability	<a href="https://app.senecalearning.com/classroom/course/e7efbfa0-222a-11e8-9249-b5781fc38111/section/5e001690-2375-11e8-b386-695f0e881b4d/session">https://app.senecalearning.com/classroom/course/e7efbfa0-222a-11e8-9249-b5781fc38111/section/5e001690-2375-11e8-b386-695f0e881b4d/session</a> <a href="https://www.bbc.co.uk/bitesize/guides/z48x7nb/revision/1">https://www.bbc.co.uk/bitesize/guides/z48x7nb/revision/1</a> <a href="https://www.bbc.co.uk/bitesize/guides/z48x7nb/revision/3">https://www.bbc.co.uk/bitesize/guides/z48x7nb/revision/3</a> <a href="https://www.bbc.co.uk/bitesize/guides/z48x7nb/revision/4">https://www.bbc.co.uk/bitesize/guides/z48x7nb/revision/4</a>
4		

	Private Limited Company	<a href="https://members.gcsepod.com/shared/podcasts/title/12840/78395">https://members.gcsepod.com/shared/podcasts/title/12840/78395</a> <a href="https://www.bbc.co.uk/bitesize/guides/z48x7nb/revision/5">https://www.bbc.co.uk/bitesize/guides/z48x7nb/revision/5</a>
5	Franchises	<a href="https://app.senecalearning.com/classroom/course/e7efbfa0-222a-11e8-9249-b5781fc38111/section/f9930db0-2375-11e8-b386-695f0e881b4d/session">https://app.senecalearning.com/classroom/course/e7efbfa0-222a-11e8-9249-b5781fc38111/section/f9930db0-2375-11e8-b386-695f0e881b4d/session</a> <a href="https://members.gcsepod.com/shared/podcasts/title/12840/78409">https://members.gcsepod.com/shared/podcasts/title/12840/78409</a>
6	Business Location	<a href="https://www.bbc.co.uk/bitesize/guides/zjmfpg8/revision/1">https://www.bbc.co.uk/bitesize/guides/zjmfpg8/revision/1</a> <a href="https://members.gcsepod.com/shared/podcasts/title/12840/81091">https://members.gcsepod.com/shared/podcasts/title/12840/81091</a>
7	Price , product	<a href="https://members.gcsepod.com/shared/podcasts/title/12840/79935">https://members.gcsepod.com/shared/podcasts/title/12840/79935</a> <a href="https://www.bbc.co.uk/bitesize/guides/z4wtmfr/revision/1">https://www.bbc.co.uk/bitesize/guides/z4wtmfr/revision/1</a> <a href="https://www.bbc.co.uk/bitesize/guides/z4wtmfr/revision/3">https://www.bbc.co.uk/bitesize/guides/z4wtmfr/revision/3</a> <a href="https://www.bbc.co.uk/bitesize/guides/z4wtmfr/revision/2">https://www.bbc.co.uk/bitesize/guides/z4wtmfr/revision/2</a>
8	Place, Promotion & how the marketing	<a href="https://www.bbc.co.uk/bitesize/guides/z4wtmfr/revision/4">https://www.bbc.co.uk/bitesize/guides/z4wtmfr/revision/4</a> <a href="https://www.bbc.co.uk/bitesize/guides/z4wtmfr/revision/5">https://www.bbc.co.uk/bitesize/guides/z4wtmfr/revision/5</a>

	mix works together	<a href="https://app.senecalearning.com/classroom/course/e7efbfa0-222a-11e8-9249-b5781fc38111/section/fd115f40-22d6-11e8-9cbe-8f1123064fb1/session">https://app.senecalearning.com/classroom/course/e7efbfa0-222a-11e8-9249-b5781fc38111/section/fd115f40-22d6-11e8-9cbe-8f1123064fb1/session</a> <a href="https://www.bbc.co.uk/bitesize/guides/z4wtmfr/revision/6">https://www.bbc.co.uk/bitesize/guides/z4wtmfr/revision/6</a>
9	Business Plans	<a href="https://app.senecalearning.com/classroom/course/e7efbfa0-222a-11e8-9249-b5781fc38111/section/2cf0b420-22d9-11e8-9cbe-8f1123064fb1/session">https://app.senecalearning.com/classroom/course/e7efbfa0-222a-11e8-9249-b5781fc38111/section/2cf0b420-22d9-11e8-9cbe-8f1123064fb1/session</a> <a href="https://members.gcsepod.com/shared/podcasts/title/12840/78349">https://members.gcsepod.com/shared/podcasts/title/12840/78349</a> <a href="https://www.bbc.co.uk/bitesize/guides/z7t3f4j/revision/1">https://www.bbc.co.uk/bitesize/guides/z7t3f4j/revision/1</a>
10	Business Stakeholders	<a href="https://members.gcsepod.com/shared/podcasts/title/12843/78334">https://members.gcsepod.com/shared/podcasts/title/12843/78334</a> <a href="https://www.bbc.co.uk/bitesize/guides/z6scbdm/revision/1">https://www.bbc.co.uk/bitesize/guides/z6scbdm/revision/1</a>
11	Technology in Business	<a href="https://www.bbc.co.uk/bitesize/guides/zdmfpg8/revision/1">https://www.bbc.co.uk/bitesize/guides/zdmfpg8/revision/1</a> <a href="https://www.bbc.co.uk/bitesize/guides/zdmfpg8/revision/2">https://www.bbc.co.uk/bitesize/guides/zdmfpg8/revision/2</a> <a href="https://www.bbc.co.uk/bitesize/guides/zdmfpg8/revision/3">https://www.bbc.co.uk/bitesize/guides/zdmfpg8/revision/3</a> <a href="https://members.gcsepod.com/shared/podcasts/title/12843/81731">https://members.gcsepod.com/shared/podcasts/title/12843/81731</a>

## Term 5

1	1.5.4 Economic Climate <a href="https://www.youtube.com/watch?v=Og2HQ1Bv65s&amp;t=18s">https://www.youtube.com/watch?v=Og2HQ1Bv65s&amp;t=18s</a> (Two Teachers) <a href="https://www.bbc.co.uk/bitesize/guides/zrwtmfr/revision/3">https://www.bbc.co.uk/bitesize/guides/zrwtmfr/revision/3</a> (BBC Bitesize)
2	<a href="https://www.youtube.com/watch?v=hV76CDqz3y8">https://www.youtube.com/watch?v=hV76CDqz3y8</a> (Two teachers) <a href="https://www.youtube.com/watch?v=We2pJBtkTsM">https://www.youtube.com/watch?v=We2pJBtkTsM</a> (Bizconesh) <a href="https://www.bbc.co.uk/bitesize/guides/zrwtmfr/revision/4">https://www.bbc.co.uk/bitesize/guides/zrwtmfr/revision/4</a> (BBC Bitesize)
3	<a href="https://www.bbc.co.uk/bitesize/guides/zrwtmfr/revision/7">https://www.bbc.co.uk/bitesize/guides/zrwtmfr/revision/7</a> (BBC Bitesize) <a href="https://www.youtube.com/watch?v=-Vk2kuji44M">https://www.youtube.com/watch?v=-Vk2kuji44M</a> (Bizconesh)
4	<a href="https://www.bbc.co.uk/bitesize/guides/zdxynrd/revision/1">https://www.bbc.co.uk/bitesize/guides/zdxynrd/revision/1</a> (BBC Bitesize) <a href="https://www.bbc.co.uk/bitesize/guides/zdxynrd/revision/2">https://www.bbc.co.uk/bitesize/guides/zdxynrd/revision/2</a> <a href="https://www.bbc.co.uk/bitesize/guides/zdxynrd/revision/3">https://www.bbc.co.uk/bitesize/guides/zdxynrd/revision/3</a>
5	<a href="https://www.youtube.com/watch?v=cQmgL1_l8hc">https://www.youtube.com/watch?v=cQmgL1_l8hc</a> (Business As Usual)
6	<a href="https://www.youtube.com/watch?v=Zx-LY9eDqSA">https://www.youtube.com/watch?v=Zx-LY9eDqSA</a> (Business As Usual)

## Term 6

1	Work Experience
2	Work Experience
3	<a href="https://www.youtube.com/watch?v=PuFtnYszmEM&amp;t=21s">https://www.youtube.com/watch?v=PuFtnYszmEM&amp;t=21s</a> (Two Teachers) <a href="https://www.bbc.co.uk/bitesize/guides/z72nt39/revision/1">https://www.bbc.co.uk/bitesize/guides/z72nt39/revision/1</a> (BBC Bitesize)
4	<a href="https://www.youtube.com/watch?v=EoA23SSwEGI">https://www.youtube.com/watch?v=EoA23SSwEGI</a> (Two Teachers) <a href="https://www.bbc.co.uk/bitesize/guides/z72nt39/revision/2">https://www.bbc.co.uk/bitesize/guides/z72nt39/revision/2</a> (Bitesize)
5	<a href="https://www.youtube.com/watch?v=B26KIF8pbiM">https://www.youtube.com/watch?v=B26KIF8pbiM</a> (Two Teachers) <a href="https://www.bbc.co.uk/bitesize/guides/z72nt39/revision/4">https://www.bbc.co.uk/bitesize/guides/z72nt39/revision/4</a> (BBC Bitesize)
6	<a href="https://www.youtube.com/watch?v=pPU2_FYNBRw">https://www.youtube.com/watch?v=pPU2_FYNBRw</a> (Business As Usual)
7	<a href="https://www.youtube.com/watch?v=fIPQfGLcDHE">https://www.youtube.com/watch?v=fIPQfGLcDHE</a> (Business As Usual)

Terms 3 - 6	CORE PE	Link	EXAMINATION PE
1	How can training be personalised?	<a href="https://classroom.thenational.academy/lessons/how-can-training-be-personalised-74vkgr">https://classroom.thenational.academy/lessons/how-can-training-be-personalised-74vkgr</a>	<p>Cambridge PE - Organisation of a sporting activity (appropriate venue, equipment, timings, supervision, contingency plan)</p> <p><a href="https://www.ukcoaching.org/resources/topics/videos/how-to-plan-and-organise-a-coaching-session">https://www.ukcoaching.org/resources/topics/videos/how-to-plan-and-organise-a-coaching-session</a></p> <p>PowerPoint – slides 21-28</p> <p><a href="https://sheldonschool-my.sharepoint.com/:p:/g/personal/lburcombe_sheldonschool_co_uk/EWpF14IzHW1NIWjvfu8WSH0BY44CoZBof8IcGNiGnhOilQ">https://sheldonschool-my.sharepoint.com/:p:/g/personal/lburcombe_sheldonschool_co_uk/EWpF14IzHW1NIWjvfu8WSH0BY44CoZBof8IcGNiGnhOilQ</a></p> <p>GCSE PE The Structure and Function of the Cardio-Respiratory System</p> <p>The Pathway of air</p> <p><a href="https://www.bbc.co.uk/bitesize/articles/zbhcg7h#z9ydkty">https://www.bbc.co.uk/bitesize/articles/zbhcg7h#z9ydkty</a></p> <p><a href="https://www.bbc.co.uk/bitesize/articles/zdfs47h">https://www.bbc.co.uk/bitesize/articles/zdfs47h</a></p>
2	Agility	<a href="https://classroom.thenational.academy/lessons/agility-61hk2d">https://classroom.thenational.academy/lessons/agility-61hk2d</a>	<p>Cambridge PE – Risk Assessment</p> <p>PowerPoint – slides 29-33</p> <p><a href="https://sheldonschool-my.sharepoint.com/:p:/g/personal/lburcombe_sheldonschool_co_uk/EWpF14IzHW1NIWjvfu8WSH0BY44CoZBof8IcGNiGnhOilQ">https://sheldonschool-my.sharepoint.com/:p:/g/personal/lburcombe_sheldonschool_co_uk/EWpF14IzHW1NIWjvfu8WSH0BY44CoZBof8IcGNiGnhOilQ</a></p> <p>GCSE PE - Gaseous Exchange</p> <p><a href="https://www.bbc.co.uk/bitesize/guides/zpd4wxs/revision/1">https://www.bbc.co.uk/bitesize/guides/zpd4wxs/revision/1</a></p>
3	Speed and Agility	<a href="https://classroom.thenational.academy/lessons/speed-and-agility-c4tk4d">https://classroom.thenational.academy/lessons/speed-and-agility-c4tk4d</a>	Cambridge PE – Warm Ups & Cool Downs



			<p><a href="https://sheldonschool-my.sharepoint.com/:p:/g/personal/lburcombe_sheldonschool_co_uk/EWhW7uqhVSFFvA5IZ-RjlzEBOXhegXI7phexdHgENNCWoQ">https://sheldonschool-my.sharepoint.com/:p:/g/personal/lburcombe_sheldonschool_co_uk/EWhW7uqhVSFFvA5IZ-RjlzEBOXhegXI7phexdHgENNCWoQ</a></p> <p>GCSE PE - Blood vessels <a href="https://www.bbc.co.uk/bitesize/guides/z8fhycw/revision/1">https://www.bbc.co.uk/bitesize/guides/z8fhycw/revision/1</a></p>
4	Jumping for height	<a href="https://classroom.thenational.academy/lessons/jumping-for-height-71gpat">https://classroom.thenational.academy/lessons/jumping-for-height-71gpat</a>	<p>Cambridge PE – Practices &amp; Conditioned Games PowerPoint – slides 34-36</p> <p><a href="https://sheldonschool-my.sharepoint.com/:p:/g/personal/lburcombe_sheldonschool_co_uk/EWpF14IzHW1NIWjvfu8WSH0BY44CoZBof8IcGNiGnhOilQ">https://sheldonschool-my.sharepoint.com/:p:/g/personal/lburcombe_sheldonschool_co_uk/EWpF14IzHW1NIWjvfu8WSH0BY44CoZBof8IcGNiGnhOilQ</a></p> <p>GCSE PE - Structure of the heart <a href="https://www.bbc.co.uk/bitesize/guides/z8fhycw/revision/1">https://www.bbc.co.uk/bitesize/guides/z8fhycw/revision/1</a></p>
5	Flexibility and core strength	<a href="https://classroom.thenational.academy/lessons/flexibility-and-core-strength-64uk4d">https://classroom.thenational.academy/lessons/flexibility-and-core-strength-64uk4d</a>	<p>Cambridge PE – Leading a Sports Activity Session PowerPoint – slides 37-42</p> <p><a href="https://sheldonschool-my.sharepoint.com/:p:/g/personal/lburcombe_sheldonschool_co_uk/EWpF14IzHW1NIWjvfu8WSH0BY44CoZBof8IcGNiGnhOilQ">https://sheldonschool-my.sharepoint.com/:p:/g/personal/lburcombe_sheldonschool_co_uk/EWpF14IzHW1NIWjvfu8WSH0BY44CoZBof8IcGNiGnhOilQ</a></p> <p>Worksheet - <a href="https://sheldonschool-my.sharepoint.com/personal/lburcombe_sheldonschool_co_uk/Documents/PE/Cambridge%20National%20Level%20%20Sport%20Studies/R185%20-%20Performance%20and%20Leadership%20in%20Sports%20Activities/Online%20Resources/Delivering%20a%20Leadership%20Session.docx">https://sheldonschool-my.sharepoint.com/personal/lburcombe_sheldonschool_co_uk/Documents/PE/Cambridge%20National%20Level%20%20Sport%20Studies/R185%20-%20Performance%20and%20Leadership%20in%20Sports%20Activities/Online%20Resources/Delivering%20a%20Leadership%20Session.docx</a></p> <p>GCSE PE - The cardiac cycle &amp; pathway of blood <a href="https://www.bbc.co.uk/bitesize/guides/z8fhycw/revision/1">https://www.bbc.co.uk/bitesize/guides/z8fhycw/revision/1</a></p>

6	Throwing for accuracy	<a href="https://classroom.thenational.academy/lessons/throwing-for-accuracy-c8tp2r">https://classroom.thenational.academy/lessons/throwing-for-accuracy-c8tp2r</a>	Cambridge PE – Leadership Styles <a href="https://www.brianmac.co.uk/styles.htm#:~:text=The%20autocratic%20style%20could%20be,do%20what%20they%20want%20to">https://www.brianmac.co.uk/styles.htm#:~:text=The%20autocratic%20style%20could%20be,do%20what%20they%20want%20to</a>  GCSE PE - Cardiac output, stroke volume & heart rate <a href="https://www.bbc.co.uk/bitesize/guides/z8fhycw/revision/3">https://www.bbc.co.uk/bitesize/guides/z8fhycw/revision/3</a>
7	Balance	<a href="https://classroom.thenational.academy/lessons/balance-6wr68d">https://classroom.thenational.academy/lessons/balance-6wr68d</a>	GCSE PE - The mechanics of breathing <a href="https://www.bbc.co.uk/bitesize/guides/zpd4wxs/revision/1">https://www.bbc.co.uk/bitesize/guides/zpd4wxs/revision/1</a>
8	Hitting Targets	<a href="https://classroom.thenational.academy/lessons/hitting-targets-60t3cd">https://classroom.thenational.academy/lessons/hitting-targets-60t3cd</a>	GCSE PE - Interpretation of spirometer trace <a href="https://www.bbc.co.uk/bitesize/guides/zpd4wxs/revision/2">https://www.bbc.co.uk/bitesize/guides/zpd4wxs/revision/2</a>
9	Skeletal Muscles	<a href="https://www.bbc.co.uk/bitesize/topics/znyycdm/articles/zd7yydm#zm33f82">https://www.bbc.co.uk/bitesize/topics/znyycdm/articles/zd7yydm#zm33f82</a>	GCSE PE - Aerobic & Anaerobic / EPOC  <a href="https://www.bbc.co.uk/bitesize/guides/z2c34j6/revision/1">https://www.bbc.co.uk/bitesize/guides/z2c34j6/revision/1</a>
10	The skeletal system	<a href="https://www.bbc.co.uk/bitesize/topics/znyycdm/articles/zgbdp3#zm33f82">https://www.bbc.co.uk/bitesize/topics/znyycdm/articles/zgbdp3#zm33f82</a>	GCSE PE - The recovery process from vigorous exercise <a href="https://www.youtube.com/watch?v=fwXlsgby9M">https://www.youtube.com/watch?v=fwXlsgby9M</a>
11	Biomechanics	<a href="https://www.bbc.co.uk/bitesize/topics/znyycdm/articles/zrnqjsg#zm33f82">https://www.bbc.co.uk/bitesize/topics/znyycdm/articles/zrnqjsg#zm33f82</a>	GCSE PE - The immediate, short & long term effects of ex <a href="https://www.bbc.co.uk/bitesize/guides/zghmp39/revision/1">https://www.bbc.co.uk/bitesize/guides/zghmp39/revision/1</a>

Year 10		
Week	Topic	Link
1	Pre-conceptive health	<a href="https://www.nhs.uk/pregnancy/trying-for-a-baby/planning-your-pregnancy/">https://www.nhs.uk/pregnancy/trying-for-a-baby/planning-your-pregnancy/</a>
2	Types of contraception and their advantage and disadvantages	<a href="https://www.bbc.co.uk/bitesize/guides/zs9hb82/revision/3">https://www.bbc.co.uk/bitesize/guides/zs9hb82/revision/3</a> <a href="https://www.bbc.co.uk/bitesize/guides/zs9hb82/revision/4">https://www.bbc.co.uk/bitesize/guides/zs9hb82/revision/4</a>
3	Structure and function of the reproductive systems	<a href="https://www.bbc.co.uk/bitesize/guides/zxnscw/revision/1">https://www.bbc.co.uk/bitesize/guides/zxnscw/revision/1</a> <a href="https://www.bbc.co.uk/bitesize/guides/zxnscw/revision/2">https://www.bbc.co.uk/bitesize/guides/zxnscw/revision/2</a>
4	Menstrual cycle	<a href="https://www.bbc.co.uk/bitesize/guides/zxnscw/revision/3">https://www.bbc.co.uk/bitesize/guides/zxnscw/revision/3</a>
5	How reproduction takes place	<a href="https://www.bbc.co.uk/bitesize/guides/zpwjk2p/revision/2">https://www.bbc.co.uk/bitesize/guides/zpwjk2p/revision/2</a>
6	The signs and symptoms of pregnancy	<a href="https://www.nhs.uk/pregnancy/trying-for-a-baby/signs-and-symptoms-of-pregnancy/">https://www.nhs.uk/pregnancy/trying-for-a-baby/signs-and-symptoms-of-pregnancy/</a>
7	The purpose and importance of antenatal clinics	<a href="https://www.publichealth.hscni.net/publications/pregnancy-book-0">https://www.publichealth.hscni.net/publications/pregnancy-book-0</a> chapter 5
8	Screening and diagnostic tests during pregnancy	<a href="https://www.nhs.uk/pregnancy/your-pregnancy-care/screening-tests/">https://www.nhs.uk/pregnancy/your-pregnancy-care/screening-tests/</a>

9	The choices available for delivery	<a href="https://www.publichealth.hscni.net/sites/default/files/2023-06/Preg%20book%202023%20complete.pdf">https://www.publichealth.hscni.net/sites/default/files/2023-06/Preg%20book%202023%20complete.pdf</a> chapter 9
10	Pain relief in labour	<a href="https://www.publichealth.hscni.net/sites/default/files/2023-06/Preg%20book%202023%20complete.pdf">https://www.publichealth.hscni.net/sites/default/files/2023-06/Preg%20book%202023%20complete.pdf</a> chapter 9

Term 3	Year 11	
Week	Topic	Link
1	Revising English Language Paper 2	Follow all links in the 'analysing non-fiction' section: <a href="https://www.bbc.co.uk/bitesize/examspecs/zcbchv4">https://www.bbc.co.uk/bitesize/examspecs/zcbchv4</a>
2	Revision for mocks (Lang Paper 2, 'An Inspector Calls' and 'Power and Conflict' poetry)	'An Inspector Calls' - In this playlist, watch summaries of Act 1, 2 and 3. Then watch videos on characters or themes – start with the ones you are least comfortable with. <a href="https://youtube.com/playlist?list=PLqGFsWf-P-cDvuiSH8SycEDh1Ugke9tmb&amp;si=Kz4pa38ziwspoDCk">https://youtube.com/playlist?list=PLqGFsWf-P-cDvuiSH8SycEDh1Ugke9tmb&amp;si=Kz4pa38ziwspoDCk</a>  Poetry – in this playlist, watch videos on the poems you are least comfortable with: <a href="https://youtube.com/playlist?list=PLqGFsWf-P-cAO64IBHZTFwTz2X0DD_Cxk&amp;si=8BE31Xs7qab-Wole">https://youtube.com/playlist?list=PLqGFsWf-P-cAO64IBHZTFwTz2X0DD_Cxk&amp;si=8BE31Xs7qab-Wole</a>  Language – complete lessons 3, 6, 7, 8: <a href="https://classroom.thenational.academy/units/language-skills-non-fiction-reading-665d">https://classroom.thenational.academy/units/language-skills-non-fiction-reading-665d</a>
3	Revising for Literature mock	Poetry - follow all links: <a href="https://www.bbc.co.uk/bitesize/topics/ztbody39">https://www.bbc.co.uk/bitesize/topics/ztbody39</a>
4	Introducing the plot of 'Macbeth'	These tasks will take some time and span two week's of work – take your time and make notes  Watch 'Macbeth': <a href="https://www.clickview.net/secondary/videos/31890067/macbeth">https://www.clickview.net/secondary/videos/31890067/macbeth</a>

		<p>Read the summary:  <a href="https://www.sparknotes.com/shakespeare/macbeth/summary/">https://www.sparknotes.com/shakespeare/macbeth/summary/</a></p> <p>Complete the quiz:  <a href="https://www.sparknotes.com/shakespeare/macbeth/quiz/">https://www.sparknotes.com/shakespeare/macbeth/quiz/</a></p>
5	Introducing the plot of 'Macbeth'	<p>These tasks will take some time and span two week's of work – take your time and make notes</p> <p>Watch 'Macbeth': <a href="https://www.clickview.net/secondary/videos/31890067/macbeth">https://www.clickview.net/secondary/videos/31890067/macbeth</a></p> <p>Read the summary:  <a href="https://www.sparknotes.com/shakespeare/macbeth/summary/">https://www.sparknotes.com/shakespeare/macbeth/summary/</a></p> <p>Complete the quiz:  <a href="https://www.sparknotes.com/shakespeare/macbeth/quiz/">https://www.sparknotes.com/shakespeare/macbeth/quiz/</a></p>
6	Context of 'Macbeth'  The tragic hero	<p>Complete this lesson: <a href="https://continuityoak.org.uk/Lessons?r=1965">https://continuityoak.org.uk/Lessons?r=1965</a></p> <p>Complete this lesson:  <a href="https://continuityoak.org.uk/Lessons?r=54">https://continuityoak.org.uk/Lessons?r=54</a></p>
7	Character – Macbeth  Character – Lady Macbeth	<p>Macbeth:  <a href="https://continuityoak.org.uk/Lessons?r=56">https://continuityoak.org.uk/Lessons?r=56</a></p> <p><a href="https://continuityoak.org.uk/Lessons?r=1793">https://continuityoak.org.uk/Lessons?r=1793</a></p> <p><a href="https://continuityoak.org.uk/Lessons?r=68">https://continuityoak.org.uk/Lessons?r=68</a></p> <p><a href="https://members.gcsepod.com/shared/podcasts/chapter/72452">https://members.gcsepod.com/shared/podcasts/chapter/72452</a></p> <p>Lady Macbeth:</p>

		<a href="https://continuityoak.org.uk/Lessons?r=57">https://continuityoak.org.uk/Lessons?r=57</a> <a href="https://continuityoak.org.uk/Lessons?r=67">https://continuityoak.org.uk/Lessons?r=67</a> <a href="https://members.gcsepod.com/shared/podcasts/chapter/72453">https://members.gcsepod.com/shared/podcasts/chapter/72453</a>
8		Macbeths' Marriage: <a href="https://continuityoak.org.uk/Lessons?r=58">https://continuityoak.org.uk/Lessons?r=58</a> Macduff and Banquo: <a href="https://continuityoak.org.uk/Lessons?r=66">https://continuityoak.org.uk/Lessons?r=66</a> <a href="https://continuityoak.org.uk/Lessons?r=1813">https://continuityoak.org.uk/Lessons?r=1813</a> <a href="https://continuityoak.org.uk/Lessons?r=1993">https://continuityoak.org.uk/Lessons?r=1993</a> <a href="https://continuityoak.org.uk/Lessons?r=1967">https://continuityoak.org.uk/Lessons?r=1967</a> <a href="https://www.bbc.co.uk/bitesize/guides/z347v4j/revision/4">https://www.bbc.co.uk/bitesize/guides/z347v4j/revision/4</a>
9		The Supernatural: <a href="https://continuityoak.org.uk/Lessons?r=53">https://continuityoak.org.uk/Lessons?r=53</a> <a href="https://continuityoak.org.uk/Lessons?r=1987">https://continuityoak.org.uk/Lessons?r=1987</a> <a href="https://continuityoak.org.uk/Lessons?r=1988">https://continuityoak.org.uk/Lessons?r=1988</a> Ambition/The tragic hero: <a href="https://continuityoak.org.uk/Lessons?r=1990">https://continuityoak.org.uk/Lessons?r=1990</a> <a href="https://continuityoak.org.uk/Lessons?r=1991">https://continuityoak.org.uk/Lessons?r=1991</a>

Term 4 and 5

[Year 11 Revision Olympics](#)



Term 3		Year 11
Week	Topic	Link
1	Practice Component 3 Brief  Initial brainstorm	<p>In preparation for your final Component we will work on a practice brief: <i>HELP! is a UK based charity that promotes volunteering opportunities for young people in their communities. HELP! wants to change what young people think about volunteering.</i></p> <p><i>HELP! wants young people to know that volunteering has benefits and wants to challenge stereotypes about this kind of work. HELP! wants to make it clear that people from all walks of life can get a lot out of helping others.</i></p> <p><i>The charity has asked you to produce a media product(s) to promote volunteering to an audience of 14 to 18-year olds. HELP! encourages you to think creatively about how you will challenge the idea that volunteering is boring or uncool.</i></p> <p><i>The media product(s) should:</i></p> <ul style="list-style-type: none"> <li>• <i>highlight the benefits of volunteering to young people</i></li> <li>• <i>show that all sorts of people volunteer from different communities</i></li> <li>• <i>include the charity name HELP</i></li> </ul> <p><b>You need to create 3 or 4 pages for a print product or products which meet the above brief. Full brief can be found here <a href="https://shorturl.at/rsBFK">https://shorturl.at/rsBFK</a> (Past Paper 1)</b></p> <p><b>Task: Create an initial moodboard/brainstorm of ideas. Find and collect existing volunteering products such as ads and magazine covers. Find other products for 'cooler' products that you might use as inspiration e.g music/fashion magazine covers; album covers; tour posters. Create multiple slides and be sure to add notes on what you find/like/observe</b></p>

2	Ideas Log	<p><b>Activity 1 (Part A): Ideas Log</b></p> <p>Complete an Ideas Log on the development of your chosen idea for a media product(s) in response to the brief.</p> <p>You must complete a log providing information on:</p> <p>your initial ideas and how your ideas will meet the brief with reference to:</p> <ul style="list-style-type: none"> <li>– your target audience</li> <li>– how any other media products have influenced your ideas</li> <li>– the content of your chosen idea and how it will be structured into pages</li> <li>– how the content meets the requirements of the brief</li> <li>– the style that will be used in chosen your idea. Refer here to influences, photo ideas- including costume, props, lighting, language such as cover stories, taglines, colours, fonts</li> </ul> <p>You will be assessed on your ideas, and how they respond to the needs of the brief.</p>
3	Planning Material	<p><b>Activity 1 (Part B): Planning Material</b></p> <p>SKETCHING YOUR CONCEPT</p> <p>You must develop your ideas by producing planning material in order to visualise the content and style of your media product(s)</p> <p>Based on your work in your Ideas Log:</p> <p><b>Sketch the layout and design for the pages of your print product(s).</b></p> <p>The page layout and design should include:</p> <ul style="list-style-type: none"> <li>• headlines and straplines</li> <li>• the positioning of body copy, images and other assets, e.g. running heads, pull quotes, cover lines</li> <li>• notes on design features, e.g. typography, use of colour, styles, effects.</li> </ul>

4	Planning Material cont	<p><b>Activity 1 (Part B): Planning Material continued</b>  <b>CREATING ROUGH DIGITAL VERSIONS</b></p> <p>Continue to develop your ideas by creating rough versions of your products using PIXLR or similar <a href="https://pixlr.com/express/">https://pixlr.com/express/</a></p> <p>The page layout and design should include:</p> <ul style="list-style-type: none"> <li>• headlines and straplines</li> <li>• the positioning of body copy, images and other assets, e.g. running heads, pull quotes, cover lines- <b>use found images or test photos of your own</b></li> <li>• notes on design features, e.g. typography, use of colour, styles, effects.</li> </ul>
5	Final products	<p><b>Activity 2: Final Media Product(s)</b>  <b>FINAL VERSIONS</b></p> <p>You should:</p> <ul style="list-style-type: none"> <li>• use your ideas from Activity 1 (Part A), planning material from Activity 1 (Part B) and your own photos and articles that you have collected and generated in the previous lessons to:</li> <li>• create your media product(s) in response to the brief. In the time you have- produce to the best of your ability <b>2 pages of your planned pages.</b></li> <li>• export your product(s) in an appropriate digital file format.</li> </ul>
6	Review of process	<p><b>Produce a Technical and Review Record of up to two sides of A4 that:</b></p> <ul style="list-style-type: none"> <li>• Explores how successfully your response to the project has been</li> <li>• Analyse and explain your use of different tools- both software and hardware</li> <li>• Consider how successful your photos were in terms of what you wanted to achieve and what you would do differently</li> <li>• Consider how successful your photo editing was in terms of what you wanted to achieve and what you would do differently</li> <li>• Refer to the brief and how far you have met the requirements</li> </ul>



Term 4		Year 11
Week	Topic	Link
1	Practice Component 3 Brief  Initial brainstorm	<p>You will now be working on your actual final brief and should be preparing and practicing to produce the ideas log.</p> <p><b>Your brief is here:</b></p> <p><a href="http://tinyurl.com/2uuhd9e4">http://tinyurl.com/2uuhd9e4</a></p> <p><b>Task: Create an initial moodboard/brainstorm of ideas. Find and collect existing volunteering products such as ads and magazine covers. Find other products for 'cooler' products that you might use as inspiration e.g music/fashion magazine covers; album covers; tour posters. Create multiple slides and be sure to add notes on what you find/like/observe</b></p>
2	Ideas Log	<p><b>Activity 1 (Part A): Ideas Log</b></p> <p>Complete an Ideas Log on the development of your chosen idea for a media product(s) in response to the brief.</p> <p>You must complete a log providing information on:</p> <p>your initial ideas and how your ideas will meet the brief with reference to:</p> <ul style="list-style-type: none"> <li>– your target audience</li> <li>– how any other media products have influenced your ideas</li> <li>– the content of your chosen idea and how it will be structured into pages</li> <li>– how the content meets the requirements of the brief</li> <li>– the style that will be used in chosen your idea. Refer here to influences, photo ideas-including costume, props, lighting, language such as cover stories, taglines, colours, fonts</li> </ul> <p>You will be assessed on your ideas, and how they respond to the needs of the brief.</p>
3	Planning Material	<p><b>Activity 1 (Part B): Planning Material</b></p> <p>SKETCHING YOUR CONCEPT</p> <p>You must develop your ideas by producing planning material in order to visualise the content and style of your media product(s)</p> <p>Based on your work in your Ideas Log:</p> <p><b>Sketch the layout and design for the pages of your print product(s).</b></p> <p>The page layout and design should include:</p> <ul style="list-style-type: none"> <li>• headlines and straplines</li> </ul>

		<ul style="list-style-type: none"> <li>• the positioning of body copy, images and other assets, e.g. running heads, pull quotes, cover lines</li> <li>• notes on design features, e.g. typography, use of colour, styles, effects.</li> </ul>
4	Planning Material cont	<p><b>Activity 1 (Part B): Planning Material continued</b>  <b>CREATING ROUGH DIGITAL VERSIONS</b></p> <p>Continue to develop your ideas by creating rough versions of your products using PIXLR or similar <a href="https://pixlr.com/express/">https://pixlr.com/express/</a>  The page layout and design should include:</p> <ul style="list-style-type: none"> <li>• headlines and straplines</li> <li>• the positioning of body copy, images and other assets, e.g. running heads, pull quotes, cover lines- <b>use found images or test photos of your own</b></li> <li>• notes on design features, e.g. typography, use of colour, styles, effects.</li> </ul>
5	Final products	<p><b>Activity 2: Final Media Product(s)</b>  <b>FINAL VERSIONS</b></p> <p>You should:</p> <ul style="list-style-type: none"> <li>• use your ideas from Activity 1 (Part A), planning material from Activity 1 (Part B) and your own photos and articles that you have collected and generated in the previous lessons to:</li> <li>• create your media product(s) in response to the brief. In the time you have- produce to the best of your ability <b>2 pages of your planned pages.</b></li> <li>• export your product(s) in an appropriate digital file format.</li> </ul>
6	Review of process	<p><b>Prepare a Technical and Review Record of up to two sides of A4 that:</b></p> <p>Explores how successfully your response to the project has been  Analyse and explain your use of different tools- both software and hardware  Consider how successful your photos were in terms of what you wanted to achieve and what you would do differently  Consider how successful your photo editing was in terms of what you wanted to achieve and what you would do differently  Refer to the brief and how far you have met the requirements</p>

Week	Link
1	Video =- <a href="https://corbettmaths.com/2012/08/20/substitution-into-expressions/">https://corbettmaths.com/2012/08/20/substitution-into-expressions/</a> Questions – <a href="https://corbettmaths.com/wp-content/uploads/2013/02/substitution-pdf2.pdf">https://corbettmaths.com/wp-content/uploads/2013/02/substitution-pdf2.pdf</a> Answers – <a href="https://corbettmaths.com/wp-content/uploads/2019/08/Algebra-substitution.pdf">https://corbettmaths.com/wp-content/uploads/2019/08/Algebra-substitution.pdf</a>

	<p>Video <a href="https://corbettmaths.com/2017/09/25/function-machines/">https://corbettmaths.com/2017/09/25/function-machines/</a></p> <p>Questions</p> <p>Answers <a href="https://corbettmaths.com/wp-content/uploads/2019/02/Function-Machines-answers.pdf">https://corbettmaths.com/wp-content/uploads/2019/02/Function-Machines-answers.pdf</a></p> <p>Sparx codes (go to the Independent Learning section) U205 - Substituting into expressions U585 - Substituting into algebraic formulae U144 - Substituting into real-life formulae</p>
2	<p>Intro to function notation <a href="https://vimeo.com/649577847">https://vimeo.com/649577847</a></p> <p>Sparx codes: U637 - Substituting into functions</p> <p><b>Higher only</b></p> <p>Composite Functions Video: <a href="https://corbettmaths.com/2016/08/07/composite-functions-2/">https://corbettmaths.com/2016/08/07/composite-functions-2/</a></p> <p>Inverse Functions video: <a href="https://corbettmaths.com/2016/08/07/inverse-functions/">https://corbettmaths.com/2016/08/07/inverse-functions/</a></p>



	<p>Worksheet for both:  <a href="https://corbettmaths.com/wp-content/uploads/2020/05/Functions.pdf">https://corbettmaths.com/wp-content/uploads/2020/05/Functions.pdf</a></p> <p>Answers:  <a href="https://corbettmaths.com/wp-content/uploads/2020/05/Functions-Answers-1.pdf">https://corbettmaths.com/wp-content/uploads/2020/05/Functions-Answers-1.pdf</a></p> <p>U895 - Substituting into composite functions (Higher only)  U448 - Finding composite functions  U996 - Finding inverse functions</p>
3	<p>INTERNAL EXAMS</p> <p>Online practice papers @ <a href="https://www.onmaths.com/mock_exams/?archiveType=predictions">https://www.onmaths.com/mock_exams/?archiveType=predictions</a></p>
	<p>INTERNAL EXAMS</p> <p>Online practice papers @ <a href="https://www.onmaths.com/mock_exams/?archiveType=predictions">https://www.onmaths.com/mock_exams/?archiveType=predictions</a></p>
5	<p>Basics videos (watch both):  <a href="https://www.mathsgenie.co.uk/proportion.html">https://www.mathsgenie.co.uk/proportion.html</a></p> <p>Worksheet  <a href="https://www.mathsgenie.co.uk/resources/5-direct-and-inverse-proportion.pdf">https://www.mathsgenie.co.uk/resources/5-direct-and-inverse-proportion.pdf</a></p> <p>Answers:  <a href="https://www.mathsgenie.co.uk/resources/5-direct-and-inverse-proportionans.pdf">https://www.mathsgenie.co.uk/resources/5-direct-and-inverse-proportionans.pdf</a></p> <p>Sparx – U721 &amp; U357</p> <p>Higher only</p>

	<p>Video (Direct)  <a href="https://corbettmaths.com/2013/04/04/direct-proportion/">https://corbettmaths.com/2013/04/04/direct-proportion/</a></p> <p>Video (Inverse)  <a href="https://corbettmaths.com/2013/04/04/inverse-proportion/">https://corbettmaths.com/2013/04/04/inverse-proportion/</a></p> <p>Questions:  <a href="https://corbettmaths.com/wp-content/uploads/2019/03/Proportion-Direct-and-Inverse.pdf">https://corbettmaths.com/wp-content/uploads/2019/03/Proportion-Direct-and-Inverse.pdf</a></p> <p>Answers:  <a href="https://corbettmaths.com/wp-content/uploads/2019/03/Direct%20Inverse-Proportion-Answers.pdf">https://corbettmaths.com/wp-content/uploads/2019/03/Direct Inverse-Proportion-Answers.pdf</a></p> <p>Sparx – U640, U407, U364, U138</p>
6	<p>Video on Pressure:  <a href="https://corbettmaths.com/2016/07/28/pressure/">https://corbettmaths.com/2016/07/28/pressure/</a></p> <p>Worksheet:  <a href="https://corbettmaths.com/wp-content/uploads/2013/02/pressure-pdf1.pdf">https://corbettmaths.com/wp-content/uploads/2013/02/pressure-pdf1.pdf</a></p> <p>Answers:  <a href="https://corbettmaths.com/wp-content/uploads/2019/08/Pressure.pdf">https://corbettmaths.com/wp-content/uploads/2019/08/Pressure.pdf</a></p> <p>Sparx: U527</p> <p>Video on Density:  <a href="https://corbettmaths.com/2016/06/07/density/">https://corbettmaths.com/2016/06/07/density/</a></p> <p>Worksheet:  <a href="https://corbettmaths.com/wp-content/uploads/2022/11/density-pdf2-1.pdf">https://corbettmaths.com/wp-content/uploads/2022/11/density-pdf2-1.pdf</a></p> <p>Answers:  <a href="https://corbettmaths.com/wp-content/uploads/2019/08/Density.pdf">https://corbettmaths.com/wp-content/uploads/2019/08/Density.pdf</a></p> <p>Sparx: U910  U842</p>

**TERM 4**Year 11 – Further activities – Practice papers at <https://www.mathsgenie.co.uk/papers.html>

Week	Topic	Links etc
1	Angles in parallel lines  Angle types, measuring and drawing	Video: <a href="https://corbettmaths.com/2013/04/04/parallel-lines-angles/">https://corbettmaths.com/2013/04/04/parallel-lines-angles/</a> Questions: <a href="https://corbettmaths.com/wp-content/uploads/2013/02/angles-in-parallel-lines-pdf1.pdf">https://corbettmaths.com/wp-content/uploads/2013/02/angles-in-parallel-lines-pdf1.pdf</a> Answers: <a href="https://corbettmaths.com/wp-content/uploads/2019/08/Angles-alternate-corresponding.pdf">https://corbettmaths.com/wp-content/uploads/2019/08/Angles-alternate-corresponding.pdf</a> SPARX Code: U826  Video: <a href="https://corbettmaths.com/2012/08/10/types-of-angle/">https://corbettmaths.com/2012/08/10/types-of-angle/</a> <a href="https://corbettmaths.com/2013/03/05/measuring-angles/">https://corbettmaths.com/2013/03/05/measuring-angles/</a> Questions: <a href="https://corbettmaths.com/wp-content/uploads/2018/09/Types-of-Angle-pdf.pdf">https://corbettmaths.com/wp-content/uploads/2018/09/Types-of-Angle-pdf.pdf</a> <a href="https://corbettmaths.com/wp-content/uploads/2018/02/measuring-angles.pdf">https://corbettmaths.com/wp-content/uploads/2018/02/measuring-angles.pdf</a> Answers: <a href="https://corbettmaths.com/wp-content/uploads/2018/09/Types-of-Angle-Answers-pdf.pdf">https://corbettmaths.com/wp-content/uploads/2018/09/Types-of-Angle-Answers-pdf.pdf</a> <a href="https://corbettmaths.com/wp-content/uploads/2019/08/Angles-measure.pdf">https://corbettmaths.com/wp-content/uploads/2019/08/Angles-measure.pdf</a> SPARX Code: U447
2	Angles in triangles & Angles in Quadrilaterals	Video: <a href="https://corbettmaths.com/2012/08/10/angles-in-a-triangle/">https://corbettmaths.com/2012/08/10/angles-in-a-triangle/</a> <a href="https://corbettmaths.com/2013/03/17/angles-in-quadrilaterals/">https://corbettmaths.com/2013/03/17/angles-in-quadrilaterals/</a> Questions: <a href="https://corbettmaths.com/wp-content/uploads/2013/02/angles-in-a-triangle-pdf1.pdf">https://corbettmaths.com/wp-content/uploads/2013/02/angles-in-a-triangle-pdf1.pdf</a> <a href="https://corbettmaths.com/wp-content/uploads/2013/02/angles-in-a-quadrilateral-pdf2.pdf">https://corbettmaths.com/wp-content/uploads/2013/02/angles-in-a-quadrilateral-pdf2.pdf</a> Answers: <a href="https://corbettmaths.com/wp-content/uploads/2019/08/Angles-triangle.pdf">https://corbettmaths.com/wp-content/uploads/2019/08/Angles-triangle.pdf</a> <a href="https://corbettmaths.com/wp-content/uploads/2019/08/Angles-quads.pdf">https://corbettmaths.com/wp-content/uploads/2019/08/Angles-quads.pdf</a> SPARX Code: U628, U732



		SPARX Code: U104
5	Transformations Enlargements	Video: <a href="https://corbettmaths.com/2012/08/19/enlargements/">https://corbettmaths.com/2012/08/19/enlargements/</a> Questions: <a href="https://corbettmaths.com/wp-content/uploads/2019/01/Enlargements-pdf.pdf">https://corbettmaths.com/wp-content/uploads/2019/01/Enlargements-pdf.pdf</a> Answers: <a href="https://corbettmaths.com/wp-content/uploads/2019/01/Enlargements.pdf">https://corbettmaths.com/wp-content/uploads/2019/01/Enlargements.pdf</a> SPARX Code: U519
	Translations	Video: <a href="https://corbettmaths.com/2012/08/10/transformations-translations/">https://corbettmaths.com/2012/08/10/transformations-translations/</a> Questions: <a href="https://corbettmaths.com/wp-content/uploads/2013/02/translations-pdf1.pdf">https://corbettmaths.com/wp-content/uploads/2013/02/translations-pdf1.pdf</a> Answers: <a href="https://corbettmaths.com/wp-content/uploads/2019/06/Translations.pdf">https://corbettmaths.com/wp-content/uploads/2019/06/Translations.pdf</a> SPARX Code: U196
	Rotations	Video: <a href="https://corbettmaths.com/2013/05/19/rotations/">https://corbettmaths.com/2013/05/19/rotations/</a> Questions: <a href="https://corbettmaths.com/wp-content/uploads/2013/02/rotations.pdf">https://corbettmaths.com/wp-content/uploads/2013/02/rotations.pdf</a> Answers: <a href="https://corbettmaths.com/wp-content/uploads/2019/08/rotations.pdf">https://corbettmaths.com/wp-content/uploads/2019/08/rotations.pdf</a> SPARX Code: U696
	Reflections	Video: <a href="https://corbettmaths.com/2012/08/19/reflections/">https://corbettmaths.com/2012/08/19/reflections/</a> Questions: <a href="https://corbettmaths.com/wp-content/uploads/2013/02/reflections-pdf1.pdf">https://corbettmaths.com/wp-content/uploads/2013/02/reflections-pdf1.pdf</a> Answers: <a href="https://corbettmaths.com/wp-content/uploads/2020/02/Reflections-Answers.pdf">https://corbettmaths.com/wp-content/uploads/2020/02/Reflections-Answers.pdf</a> SPARX Code: U799
6	Venn Diagrams	Video: <a href="https://corbettmaths.com/2016/08/07/venn-diagrams/">https://corbettmaths.com/2016/08/07/venn-diagrams/</a> Questions: <a href="https://corbettmaths.com/wp-content/uploads/2021/07/Venn-Diagrams-Foundation.pdf">https://corbettmaths.com/wp-content/uploads/2021/07/Venn-Diagrams-Foundation.pdf</a> Answers: <a href="https://corbettmaths.com/wp-content/uploads/2021/07/Venn-Diagrams-Answers-Foundation.pdf">https://corbettmaths.com/wp-content/uploads/2021/07/Venn-Diagrams-Answers-Foundation.pdf</a>

	Scatter Diagrams	SPARX Code: U476, U748 Video: <a href="https://corbettmaths.com/2012/08/10/scatter-graphs/">https://corbettmaths.com/2012/08/10/scatter-graphs/</a> Questions: <a href="https://corbettmaths.com/wp-content/uploads/2019/01/Scatter-Graphs-1.pdf">https://corbettmaths.com/wp-content/uploads/2019/01/Scatter-Graphs-1.pdf</a> Answers: <a href="https://corbettmaths.com/wp-content/uploads/2019/01/Scatter-Graphs-Answers.pdf">https://corbettmaths.com/wp-content/uploads/2019/01/Scatter-Graphs-Answers.pdf</a> SPARX Code: U199, U277, U128
--	------------------	--------------------------------------------------------------------------------------------------------------------------------------------------------------------------------------------------------------------------------------------------------------------------------------------------------------------------------------------------------------------------------------------------------------------------------------------------------------------------------------------------------------------------------------------------------------

**Year 11 – Further activities – Practice papers at <https://www.mathsgenie.co.uk/papers.html>**

<b>Week</b>	<b>Topic</b>	<b>Links etc</b>
<b>1</b>	HIGHER	November 2022 paper 1: <a href="https://www.mathsgenie.co.uk/papers.html">https://www.mathsgenie.co.uk/papers.html</a> November 2022 paper 2: <a href="https://www.mathsgenie.co.uk/papers.html">https://www.mathsgenie.co.uk/papers.html</a>
	FOUNDATION	November 2022 paper 1: <a href="https://www.mathsgenie.co.uk/papers.html">https://www.mathsgenie.co.uk/papers.html</a> November 2022 paper 2: <a href="https://www.mathsgenie.co.uk/papers.html">https://www.mathsgenie.co.uk/papers.html</a>
<b>2</b>	HIGHER	November 2022 paper 3: <a href="https://www.mathsgenie.co.uk/papers.html">https://www.mathsgenie.co.uk/papers.html</a> June 2022 paper 1: <a href="https://www.mathsgenie.co.uk/papers.html">https://www.mathsgenie.co.uk/papers.html</a>
	FOUNDATION	November 2022 paper 3: <a href="https://www.mathsgenie.co.uk/papers.html">https://www.mathsgenie.co.uk/papers.html</a> June 2022 paper 1: <a href="https://www.mathsgenie.co.uk/papers.html">https://www.mathsgenie.co.uk/papers.html</a>
<b>3</b>	HIGHER	June 2022 paper 2: <a href="https://www.mathsgenie.co.uk/papers.html">https://www.mathsgenie.co.uk/papers.html</a> June 2022 paper 3: <a href="https://www.mathsgenie.co.uk/papers.html">https://www.mathsgenie.co.uk/papers.html</a>
	FOUNDATION	June 2022 paper 2: <a href="https://www.mathsgenie.co.uk/papers.html">https://www.mathsgenie.co.uk/papers.html</a> June 2022 paper 3: <a href="https://www.mathsgenie.co.uk/papers.html">https://www.mathsgenie.co.uk/papers.html</a>
<b>4</b>	HIGHER	November 2021 paper 1: <a href="https://www.mathsgenie.co.uk/papers.html">https://www.mathsgenie.co.uk/papers.html</a> November 2021 paper 2: <a href="https://www.mathsgenie.co.uk/papers.html">https://www.mathsgenie.co.uk/papers.html</a>
	FOUNDATION	November 2021 paper 1: <a href="https://www.mathsgenie.co.uk/papers.html">https://www.mathsgenie.co.uk/papers.html</a> November 2021 paper 2: <a href="https://www.mathsgenie.co.uk/papers.html">https://www.mathsgenie.co.uk/papers.html</a>
<b>5</b>	HIGHER	November 2021 paper 3: <a href="https://www.mathsgenie.co.uk/papers.html">https://www.mathsgenie.co.uk/papers.html</a> June 2020 paper 1: <a href="https://www.mathsgenie.co.uk/papers.html">https://www.mathsgenie.co.uk/papers.html</a>
	FOUNDATION	November 2021 paper 3: <a href="https://www.mathsgenie.co.uk/papers.html">https://www.mathsgenie.co.uk/papers.html</a> June 2020 paper 1: <a href="https://www.mathsgenie.co.uk/papers.html">https://www.mathsgenie.co.uk/papers.html</a>

6	HIGHER	June 2020 paper 2: <a href="https://www.mathsgenie.co.uk/papers.html">https://www.mathsgenie.co.uk/papers.html</a> June 2020 paper 3: <a href="https://www.mathsgenie.co.uk/papers.html">https://www.mathsgenie.co.uk/papers.html</a>
	FOUNDATION	June 2020 paper 2: <a href="https://www.mathsgenie.co.uk/papers.html">https://www.mathsgenie.co.uk/papers.html</a> June 2020 paper 3: <a href="https://www.mathsgenie.co.uk/papers.html">https://www.mathsgenie.co.uk/papers.html</a>

Year 11 Science

[HOME](#)

Terms 3 and 4	Topic	Link
1	Biology – Osmosis revision required practical Chemistry – Revision Atomic structure Physics –Energy Transfers	Biology - <a href="https://continuityoak.org.uk/Lessons?r=12623">https://continuityoak.org.uk/Lessons?r=12623</a>  Chemistry - <a href="https://continuityoak.org.uk/Lessons?r=452">https://continuityoak.org.uk/Lessons?r=452</a> Physics – <a href="https://continuityoak.org.uk/Lessons?r=2659">https://continuityoak.org.uk/Lessons?r=2659</a>
2	Biology - Food tests revision required practical Chemistry - Revision Covalent bonding Physics –Specific Heat capacity	Biology - <a href="https://continuityoak.org.uk/Lessons?r=12585">https://continuityoak.org.uk/Lessons?r=12585</a>  Chemistry - <a href="https://continuityoak.org.uk/Lessons?r=470">https://continuityoak.org.uk/Lessons?r=470</a> Physics – <a href="https://continuityoak.org.uk/Lessons?r=2675">https://continuityoak.org.uk/Lessons?r=2675</a>



3	<p>Biology - Enzymes required practical revision</p> <p>Chemistry - Revision Exothermic and Endothermic reactions</p> <p>Physics – Charge and current</p>	<p>Biology - <a href="https://continuityoak.org.uk/Lessons?r=12565">https://continuityoak.org.uk/Lessons?r=12565</a></p> <p>Chemistry - <a href="https://continuityoak.org.uk/Lessons?r=1187">https://continuityoak.org.uk/Lessons?r=1187</a></p> <p>Physics – <a href="https://continuityoak.org.uk/Lessons?r=2070">https://continuityoak.org.uk/Lessons?r=2070</a></p>
4	<p>Biology - Meiosis and fertilisation</p> <p>Chemistry - Revision Atomic structure</p> <p>Physics – resistance of a wire</p>	<p>Biology - <a href="https://continuityoak.org.uk/Lessons?r=1281">https://continuityoak.org.uk/Lessons?r=1281</a></p> <p>Chemistry - <a href="https://continuityoak.org.uk/Lessons?r=452">https://continuityoak.org.uk/Lessons?r=452</a></p> <p>Physics – <a href="https://continuityoak.org.uk/Lessons?r=1874">https://continuityoak.org.uk/Lessons?r=1874</a></p>
5	<p>Biology - Sexual vs asexual reproduction</p> <p>Chemistry - Revision covalent bonding</p> <p>Physics –Particle models</p>	<p>Biology - <a href="https://continuityoak.org.uk/Lessons?r=1282">https://continuityoak.org.uk/Lessons?r=1282</a></p> <p>Chemistry - <a href="https://continuityoak.org.uk/Lessons?r=470">https://continuityoak.org.uk/Lessons?r=470</a></p> <p>Physics – <a href="https://continuityoak.org.uk/Lessons?r=1866">https://continuityoak.org.uk/Lessons?r=1866</a></p>
6	<p>Biology - Genes, DNA and chromosomes</p> <p>Chemistry - Revision Exothermic and Endothermic reactions</p> <p>Physics – density required practical</p>	<p>Biology - <a href="https://continuityoak.org.uk/Lessons?r=1283">https://continuityoak.org.uk/Lessons?r=1283</a></p> <p>Chemistry - <a href="https://continuityoak.org.uk/Lessons?r=1187">https://continuityoak.org.uk/Lessons?r=1187</a></p> <p>Physics – <a href="https://continuityoak.org.uk/Lessons?r=1867">https://continuityoak.org.uk/Lessons?r=1867</a></p>
7	<p>Biology - Genetic inheritance</p> <p>Chemistry - Revision atomic structure</p> <p>Physics – exploring inside an atom</p>	<p>Biology - <a href="https://continuityoak.org.uk/Lessons?r=1287">https://continuityoak.org.uk/Lessons?r=1287</a></p> <p>Chemistry - <a href="https://continuityoak.org.uk/Lessons?r=452">https://continuityoak.org.uk/Lessons?r=452</a></p> <p>Physics – <a href="https://continuityoak.org.uk/Lessons?r=2082">https://continuityoak.org.uk/Lessons?r=2082</a></p>

8	Biology - Inherited disorders Part 1 & 2 Chemistry - Revision covalent bonding Physics – decay equations	Biology - <a href="https://continuityoak.org.uk/Lessons?r=1288">https://continuityoak.org.uk/Lessons?r=1288</a> <a href="https://continuityoak.org.uk/Lessons?r=1289">https://continuityoak.org.uk/Lessons?r=1289</a>  Chemistry - <a href="https://continuityoak.org.uk/Lessons?r=470">https://continuityoak.org.uk/Lessons?r=470</a> Physics - <a href="https://continuityoak.org.uk/Lessons?r=2085">https://continuityoak.org.uk/Lessons?r=2085</a>
9	Biology - Sex determination Chemistry - Revision Exothermic and Endothermic reactions Physics – Atomic structure review	Biology - <a href="https://continuityoak.org.uk/Lessons?r=1290">https://continuityoak.org.uk/Lessons?r=1290</a>  Chemistry - <a href="https://continuityoak.org.uk/Lessons?r=1187">https://continuityoak.org.uk/Lessons?r=1187</a> Physics - <a href="https://continuityoak.org.uk/Lessons?r=9681">https://continuityoak.org.uk/Lessons?r=9681</a>
10	Biology - Variation and natural selection Pt 1 Chemistry - Physics – Electrical circuits review	Biology - <a href="https://continuityoak.org.uk/Lessons?r=1752">https://continuityoak.org.uk/Lessons?r=1752</a>  Chemistry - Physics - <a href="https://continuityoak.org.uk/Lessons?r=1877">https://continuityoak.org.uk/Lessons?r=1877</a>
11	Biology - Variation and natural selection Pt 2 Chemistry - Physics – Energy review	Biology - <a href="https://continuityoak.org.uk/Lessons?r=11260">https://continuityoak.org.uk/Lessons?r=11260</a>  Chemistry - Physics - <a href="https://continuityoak.org.uk/Lessons?r=2685">https://continuityoak.org.uk/Lessons?r=2685</a>

Term 5- 6	Year 11	
1	Biology - Genetic inheritance Chemistry - Revision atomic structure Physics – exploring inside an atom	Biology - <a href="https://continuityoak.org.uk/Lessons?r=1287">https://continuityoak.org.uk/Lessons?r=1287</a> Chemistry - <a href="https://continuityoak.org.uk/Lessons?r=452">https://continuityoak.org.uk/Lessons?r=452</a> Physics – <a href="https://continuityoak.org.uk/Lessons?r=2082">https://continuityoak.org.uk/Lessons?r=2082</a>
2	Biology - Inherited disorders Part 1 & 2 Chemistry - Revision covalent bonding Physics – decay equations	Biology - <a href="https://continuityoak.org.uk/Lessons?r=1288">https://continuityoak.org.uk/Lessons?r=1288</a> <a href="https://continuityoak.org.uk/Lessons?r=1289">https://continuityoak.org.uk/Lessons?r=1289</a> Chemistry - <a href="https://continuityoak.org.uk/Lessons?r=470">https://continuityoak.org.uk/Lessons?r=470</a> Physics - <a href="https://continuityoak.org.uk/Lessons?r=2085">https://continuityoak.org.uk/Lessons?r=2085</a>
3	Biology - Sex determination Chemistry - Revision Exothermic and Endothermic reactions Physics – Atomic structure review	Biology - <a href="https://continuityoak.org.uk/Lessons?r=1290">https://continuityoak.org.uk/Lessons?r=1290</a> Chemistry - <a href="https://continuityoak.org.uk/Lessons?r=1187">https://continuityoak.org.uk/Lessons?r=1187</a> Physics - <a href="https://continuityoak.org.uk/Lessons?r=9681">https://continuityoak.org.uk/Lessons?r=9681</a>
4	Biology - Variation and natural selection Pt 1 Chemistry - potable water Physics – Electrical circuits review	Biology - <a href="https://continuityoak.org.uk/Lessons?r=1752">https://continuityoak.org.uk/Lessons?r=1752</a> Chemistry - <a href="https://continuityoak.org.uk/Lessons?r=3947">https://continuityoak.org.uk/Lessons?r=3947</a> Physics - <a href="https://continuityoak.org.uk/Lessons?r=1877">https://continuityoak.org.uk/Lessons?r=1877</a>
5	Biology - Variation and natural selection Pt 2 Chemistry - Waste water treatment Physics – Energy review	Biology - <a href="https://continuityoak.org.uk/Lessons?r=11260">https://continuityoak.org.uk/Lessons?r=11260</a> Chemistry- <a href="https://continuityoak.org.uk/Lessons?r=2879">https://continuityoak.org.uk/Lessons?r=2879</a> Physics - <a href="https://continuityoak.org.uk/Lessons?r=2685">https://continuityoak.org.uk/Lessons?r=2685</a>

Terms 3 and 4	Year 11	
Week	Topic	Link
1	Finding Inspiration	<a href="https://www.bbc.co.uk/bitesize/guides/z6h39ty/revision/1">https://www.bbc.co.uk/bitesize/guides/z6h39ty/revision/1</a>
2	Drawing materials	<a href="https://www.bbc.co.uk/bitesize/guides/ztk7h4j/revision/1">https://www.bbc.co.uk/bitesize/guides/ztk7h4j/revision/1</a>
3	Developing Ideas	<a href="https://www.bbc.co.uk/bitesize/guides/zvrwxg8/revision/1">https://www.bbc.co.uk/bitesize/guides/zvrwxg8/revision/1</a>
4	Using Annotation	<a href="https://www.bbc.co.uk/bitesize/guides/z4w6fdm/revision/1">https://www.bbc.co.uk/bitesize/guides/z4w6fdm/revision/1</a>
5	Analytical Drawing	<a href="https://www.bbc.co.uk/bitesize/guides/zw7p3qt/revision/1">https://www.bbc.co.uk/bitesize/guides/zw7p3qt/revision/1</a>
6	Experimenting with Materials and Techniques	<a href="https://www.bbc.co.uk/bitesize/guides/z6ng8p3/revision/1">https://www.bbc.co.uk/bitesize/guides/z6ng8p3/revision/1</a>
7	Recording Ideas	<a href="https://www.bbc.co.uk/bitesize/guides/zygdmbk/revision/1">https://www.bbc.co.uk/bitesize/guides/zygdmbk/revision/1</a>
8	Recording to Develop Ideas	<a href="https://www.bbc.co.uk/bitesize/guides/zygdmbk/revision/2">https://www.bbc.co.uk/bitesize/guides/zygdmbk/revision/2</a>
9	Recording Observations	<a href="https://www.bbc.co.uk/bitesize/guides/zygdmbk/revision/3">https://www.bbc.co.uk/bitesize/guides/zygdmbk/revision/3</a>
10	Evaluating to Expressive Work	<a href="https://www.bbc.co.uk/bitesize/guides/z6srdnb/revision/2">https://www.bbc.co.uk/bitesize/guides/z6srdnb/revision/2</a>

11	The Difference Between Commentry and Evaluating	<a href="https://www.bbc.co.uk/bitesize/guides/z6srdnb/revision/4">https://www.bbc.co.uk/bitesize/guides/z6srdnb/revision/4</a>
----	----------------------------------------------------------	---------------------------------------------------------------------------------------------------------------------------------

Terms 3 and 4	Year 11	
Week	Topic	Link
1	Digital cameras	<a href="https://www.bbc.co.uk/bitesize/guides/zfnbkhv/revision/1">https://www.bbc.co.uk/bitesize/guides/zfnbkhv/revision/1</a>
2	Digital camera functions	<a href="https://www.bbc.co.uk/bitesize/guides/zfnbkhv/revision/2">https://www.bbc.co.uk/bitesize/guides/zfnbkhv/revision/2</a>
3	Photography equipment	<a href="https://www.bbc.co.uk/bitesize/guides/zfnbkhv/revision/3">https://www.bbc.co.uk/bitesize/guides/zfnbkhv/revision/3</a>
4	Choosing the right format	<a href="https://www.bbc.co.uk/bitesize/guides/zfnbkhv/revision/4">https://www.bbc.co.uk/bitesize/guides/zfnbkhv/revision/4</a>
5	Developing ideas	<a href="https://www.bbc.co.uk/bitesize/guides/zvrwxg8/revision/1">https://www.bbc.co.uk/bitesize/guides/zvrwxg8/revision/1</a>
6	Exploring composition	<a href="https://www.bbc.co.uk/bitesize/guides/zvrwxg8/revision/2">https://www.bbc.co.uk/bitesize/guides/zvrwxg8/revision/2</a>
7	Using visual elements	<a href="https://www.bbc.co.uk/bitesize/guides/zvrwxg8/revision/3">https://www.bbc.co.uk/bitesize/guides/zvrwxg8/revision/3</a>
8	Developing use of materials (apply to photography)	<a href="https://www.bbc.co.uk/bitesize/guides/zvrwxg8/revision/4">https://www.bbc.co.uk/bitesize/guides/zvrwxg8/revision/4</a>
9	Refining ideas	<a href="https://www.bbc.co.uk/bitesize/guides/zvrwxg8/revision/5">https://www.bbc.co.uk/bitesize/guides/zvrwxg8/revision/5</a>
10	Refining a final idea (apply to photography)	<a href="https://www.bbc.co.uk/bitesize/guides/zvrwxg8/revision/6">https://www.bbc.co.uk/bitesize/guides/zvrwxg8/revision/6</a>



Year 11		
Week	Topic	Link
1	Theatre Roles	<a href="https://www.bbc.co.uk/bitesize/guides/zmf8gwx/revision/1">https://www.bbc.co.uk/bitesize/guides/zmf8gwx/revision/1</a>
2	Characteristics of a piece of theatre	<a href="https://www.bbc.co.uk/bitesize/guides/z6vwcqt/revision/1">https://www.bbc.co.uk/bitesize/guides/z6vwcqt/revision/1</a>
3	Staging	<a href="https://www.bbc.co.uk/bitesize/guides/zv8h7nb/revision/1">https://www.bbc.co.uk/bitesize/guides/zv8h7nb/revision/1</a>
4	Stage Positioning	<a href="https://www.bbc.co.uk/bitesize/guides/zbwnmfr/revision/1">https://www.bbc.co.uk/bitesize/guides/zbwnmfr/revision/1</a>
5	Interpreting a character	<a href="https://www.bbc.co.uk/bitesize/guides/z42vhbk/revision/1">https://www.bbc.co.uk/bitesize/guides/z42vhbk/revision/1</a>
6	Vocal Interpretation	<a href="https://www.bbc.co.uk/bitesize/guides/zkxbnrd/revision/1">https://www.bbc.co.uk/bitesize/guides/zkxbnrd/revision/1</a>
7	Set Design	<a href="https://www.bbc.co.uk/bitesize/guides/zjp4vk7/revision/1">https://www.bbc.co.uk/bitesize/guides/zjp4vk7/revision/1</a>
8	Costume Design	<a href="https://www.bbc.co.uk/bitesize/guides/z7skbdm/revision/1">https://www.bbc.co.uk/bitesize/guides/z7skbdm/revision/1</a>
9	Lighting Design	<a href="https://www.bbc.co.uk/bitesize/guides/zhg7kmn/revision/1">https://www.bbc.co.uk/bitesize/guides/zhg7kmn/revision/1</a>
10	Sound Design	<a href="https://www.bbc.co.uk/bitesize/guides/zvdp2sg/revision/1">https://www.bbc.co.uk/bitesize/guides/zvdp2sg/revision/1</a>
11	An Inspector Calls – Talking to the actors	<a href="https://www.bbc.co.uk/bitesize/articles/zfrpt39">https://www.bbc.co.uk/bitesize/articles/zfrpt39</a>



Year 11 – Term 5		
Week	Topic	Link
1	Revising creative writing	<p>Watch these videos:</p> <ul style="list-style-type: none"> <li>• <a href="https://youtu.be/fMZf-KblcL4?si=by-Pbz8RW8oRTbi1">https://youtu.be/fMZf-KblcL4?si=by-Pbz8RW8oRTbi1</a></li> <li>• <a href="https://youtu.be/C58CjwJsCvY?si=-qBt4qleM3VLGb2E">https://youtu.be/C58CjwJsCvY?si=-qBt4qleM3VLGb2E</a></li> <li>• <a href="https://youtu.be/tAalMSzrK0U?si=YSOzw7Fs5xGGpR_x">https://youtu.be/tAalMSzrK0U?si=YSOzw7Fs5xGGpR_x</a></li> <li>• <a href="https://youtu.be/vXqPqKoOMiQ?si=w1jYVeLhqj23rzfM">https://youtu.be/vXqPqKoOMiQ?si=w1jYVeLhqj23rzfM</a></li> </ul> <p>Then attempt Q5 of this paper:  <a href="https://filestore.aqa.org.uk/sample-papers-and-mark-schemes/2022/november/AQA-87001-QP-NOV22-CR.PDF">https://filestore.aqa.org.uk/sample-papers-and-mark-schemes/2022/november/AQA-87001-QP-NOV22-CR.PDF</a></p>
2	Revising Macbeth	<p>Watch this video:  <a href="https://youtu.be/4YJlfbm-3vs?si=ruM8MqXBrpGH1jIO">https://youtu.be/4YJlfbm-3vs?si=ruM8MqXBrpGH1jIO</a></p> <p>And any other videos from that Macbeth playlist that cover areas you are unsure of.</p> <p>Then plan and attempt Q1 from this paper:  <a href="https://filestore.aqa.org.uk/sample-papers-and-mark-schemes/2020/november/AQA-87021-QP-NOV20.PDF">https://filestore.aqa.org.uk/sample-papers-and-mark-schemes/2020/november/AQA-87021-QP-NOV20.PDF</a></p>
3	Revising J&H	<p>This playlist has a wealth of videos about J&amp;H on it – watch the videos that cover themes/characters that you are not sure of.  <a href="https://youtube.com/playlist?list=PLqGFsWf-P-cD6Q25r3wSEIHP6JIU8UK-f&amp;si=PSiHBuURpFDvDWOg">https://youtube.com/playlist?list=PLqGFsWf-P-cD6Q25r3wSEIHP6JIU8UK-f&amp;si=PSiHBuURpFDvDWOg</a></p> <p>While you watch, write down any key points or quotations that you think you should know.</p> <p>You can then attempt Q7 of this paper:  <a href="https://filestore.aqa.org.uk/sample-papers-and-mark-schemes/2020/november/AQA-87021-QP-NOV20.PDF">https://filestore.aqa.org.uk/sample-papers-and-mark-schemes/2020/november/AQA-87021-QP-NOV20.PDF</a></p>
4	Revising English Language Paper 2 Q4	<p>Watch these videos:</p> <ul style="list-style-type: none"> <li>• <a href="https://youtu.be/Y8neViOuc6A?si=hVvYiplLaz4RoxZP">https://youtu.be/Y8neViOuc6A?si=hVvYiplLaz4RoxZP</a></li> </ul>

		<ul style="list-style-type: none"> <li>• <a href="https://www.youtube.com/watch?v=DsWDQw4xwW0&amp;list=PLqGFsWf-P-cB-GSeqYup7PXId4pbldQVq&amp;index=5">https://www.youtube.com/watch?v=DsWDQw4xwW0&amp;list=PLqGFsWf-P-cB-GSeqYup7PXId4pbldQVq&amp;index=5</a></li> </ul> <p>Then attempt Q2 and 4 of this paper:  QP: <a href="https://filestore.aqa.org.uk/sample-papers-and-mark-schemes/2022/november/AQA-87002-QP-NOV22.PDF">https://filestore.aqa.org.uk/sample-papers-and-mark-schemes/2022/november/AQA-87002-QP-NOV22.PDF</a>  Insert: <a href="https://filestore.aqa.org.uk/sample-papers-and-mark-schemes/2022/november/AQA-87002-INS-NOV22.PDF">https://filestore.aqa.org.uk/sample-papers-and-mark-schemes/2022/november/AQA-87002-INS-NOV22.PDF</a></p>
5	Revising unseen poetry	<p>Watch these videos:</p> <ul style="list-style-type: none"> <li>• <a href="https://youtu.be/ilWmthgysSM?si=DWECS2blrjlbWL94">https://youtu.be/ilWmthgysSM?si=DWECS2blrjlbWL94</a></li> <li>• <a href="https://youtu.be/_oKY_RRM-Wg?si=TpyGMahRcwGfLoj7">https://youtu.be/_oKY_RRM-Wg?si=TpyGMahRcwGfLoj7</a></li> <li>• <a href="https://youtu.be/2gwU26kNKGM?si=rV2wIEHzDGBRkz_G">https://youtu.be/2gwU26kNKGM?si=rV2wIEHzDGBRkz_G</a></li> <li>• <a href="https://youtu.be/XXGogtEf-Rk?si=cwKeUujwgzH6-RvT">https://youtu.be/XXGogtEf-Rk?si=cwKeUujwgzH6-RvT</a></li> </ul> <p>Then plan and attempt Section B of this paper:  <a href="https://filestore.aqa.org.uk/sample-papers-and-mark-schemes/2021/november/AQA-87022-QP-NOV21.PDF">https://filestore.aqa.org.uk/sample-papers-and-mark-schemes/2021/november/AQA-87022-QP-NOV21.PDF</a>  (Note – usually, Unseen Poetry is section C of Paper 2 but this was a paper produced for Covid when the exam structure was different).</p>
6	Revising non-fiction writing	<p>Watch these videos:</p> <ul style="list-style-type: none"> <li>• <a href="https://youtu.be/v0aAitntCvo?si=T95ow4jNussuzepA">https://youtu.be/v0aAitntCvo?si=T95ow4jNussuzepA</a></li> <li>• <a href="https://youtu.be/sQDAS5saju8?si=DYH2WnL4MDAAIY3o">https://youtu.be/sQDAS5saju8?si=DYH2WnL4MDAAIY3o</a></li> <li>• <a href="https://youtu.be/EMmAriRCI20?si=wXjNzJKAxnpUQOMy">https://youtu.be/EMmAriRCI20?si=wXjNzJKAxnpUQOMy</a></li> <li>• <a href="https://youtu.be/EMmAriRCI20?si=QSPi8g2s5UGbQrV">https://youtu.be/EMmAriRCI20?si=QSPi8g2s5UGbQrV</a></li> </ul> <p>Then plan and attempt Q5 of this paper:  <a href="https://filestore.aqa.org.uk/sample-papers-and-mark-schemes/2022/june/AQA-87002-QP-JUN22.PDF">https://filestore.aqa.org.uk/sample-papers-and-mark-schemes/2022/june/AQA-87002-QP-JUN22.PDF</a></p>

Year 11		
Week	Topic	Link
1	Emancipation of Expressionism – Revision	<a href="https://getrevising.co.uk/diagrams/emancipation-of-expressionism-4">https://getrevising.co.uk/diagrams/emancipation-of-expressionism-4</a>
2	Shadows – Revision	<a href="https://getrevising.co.uk/diagrams/shadows-11">https://getrevising.co.uk/diagrams/shadows-11</a>
3	A Linha Curva - Revision	<a href="https://getrevising.co.uk/diagrams/a-linha-curva-43">https://getrevising.co.uk/diagrams/a-linha-curva-43</a>
4	Artificial Things – Revision	<a href="https://getrevising.co.uk/diagrams/artificial-things">https://getrevising.co.uk/diagrams/artificial-things</a>
5	Within her Eyes – Revision	<a href="https://getrevising.co.uk/diagrams/within-her-eyes-mind-map">https://getrevising.co.uk/diagrams/within-her-eyes-mind-map</a>
6	Infra - Revision	<a href="https://getrevising.co.uk/revision-notes/gcse-dance-infra-revision">https://getrevising.co.uk/revision-notes/gcse-dance-infra-revision</a>
7	Exam terminology	<a href="https://quizlet.com/111394799/gcse-dance-terminology-flash-cards/">https://quizlet.com/111394799/gcse-dance-terminology-flash-cards/</a>
8	Performance component – Set Phrases	<a href="https://www.aqa.org.uk/resources/dance/gcse/dance/teach/set-phrases">https://www.aqa.org.uk/resources/dance/gcse/dance/teach/set-phrases</a>
9	Choreography component - Choreographic processes	<a href="https://tallisgcse-dance.weebly.com/choreography.html">https://tallisgcse-dance.weebly.com/choreography.html</a>
10	Exam paper practice – Anthologies	<a href="https://www.savemyexams.com/gcse/dance/aqa/past-papers/">https://www.savemyexams.com/gcse/dance/aqa/past-papers/</a>
11	Exam paper practice – 12 and 6 markers	<a href="https://www.turton.uk.com/wp-content/uploads/sites/2/2020/03/Dance_New_Spec_Revision.pdf">https://www.turton.uk.com/wp-content/uploads/sites/2/2020/03/Dance_New_Spec_Revision.pdf</a>

Year 11		
Week	Topic	Link
1	New and emerging Technologies	<a href="https://www.bbc.co.uk/bitesize/guides/zn4bcj6/revision/1">https://www.bbc.co.uk/bitesize/guides/zn4bcj6/revision/1</a>
2	Energy generation and storage	<a href="https://www.bbc.co.uk/bitesize/guides/zf8ck2p/revision/1">https://www.bbc.co.uk/bitesize/guides/zf8ck2p/revision/1</a>
3	New and emerging Technologies	<a href="https://www.bbc.co.uk/bitesize/guides/zn4bcj6/revision/1">https://www.bbc.co.uk/bitesize/guides/zn4bcj6/revision/1</a>
4	Material categories and properties	<a href="https://www.bbc.co.uk/bitesize/guides/zjgyb82/revision/1">https://www.bbc.co.uk/bitesize/guides/zjgyb82/revision/1</a>
5	Smart, modern and composite materials	<a href="https://www.bbc.co.uk/bitesize/guides/zfq8jty/revision/1">https://www.bbc.co.uk/bitesize/guides/zfq8jty/revision/1</a>
6	Systems	<a href="https://www.bbc.co.uk/bitesize/guides/z6kr97h/revision/1">https://www.bbc.co.uk/bitesize/guides/z6kr97h/revision/1</a>
7	Mechanical Devices	<a href="https://www.bbc.co.uk/bitesize/guides/zbt26yc/revision/1">https://www.bbc.co.uk/bitesize/guides/zbt26yc/revision/1</a>
8	Scales of production	<a href="https://www.bbc.co.uk/bitesize/guides/zkvny4j/revision/7">https://www.bbc.co.uk/bitesize/guides/zkvny4j/revision/7</a>
9	Forces and stress	<a href="https://www.bbc.co.uk/bitesize/guides/zkvny4j/revision/2">https://www.bbc.co.uk/bitesize/guides/zkvny4j/revision/2</a>

Year 11		
Week	Topic	Link
1	New and emerging Technologies	<a href="https://www.bbc.co.uk/bitesize/guides/zn4bcj6/revision/1">https://www.bbc.co.uk/bitesize/guides/zn4bcj6/revision/1</a>
2	Energy generation and storage	<a href="https://www.bbc.co.uk/bitesize/guides/zf8ck2p/revision/1">https://www.bbc.co.uk/bitesize/guides/zf8ck2p/revision/1</a>
3	Development in new Tecnologies	<a href="https://www.bbc.co.uk/bitesize/guides/zfq8jty/revision/1">https://www.bbc.co.uk/bitesize/guides/zfq8jty/revision/1</a>
4	Selecting materials (Textiles)	<a href="https://www.bbc.co.uk/bitesize/guides/zjc3rwx/revision/1">https://www.bbc.co.uk/bitesize/guides/zjc3rwx/revision/1</a>
5	Forces and Stresses	<a href="https://www.bbc.co.uk/bitesize/guides/zjc3rwx/revision/2">https://www.bbc.co.uk/bitesize/guides/zjc3rwx/revision/2</a>
6	Environmental and Social impact	<a href="https://www.bbc.co.uk/bitesize/guides/zjc3rwx/revision/3">https://www.bbc.co.uk/bitesize/guides/zjc3rwx/revision/3</a>
7	Fibres and Fabrics	<a href="https://www.bbc.co.uk/bitesize/guides/zjc3rwx/revision/4">https://www.bbc.co.uk/bitesize/guides/zjc3rwx/revision/4</a>
8	Stock forms in textiles	<a href="https://www.bbc.co.uk/bitesize/guides/zjc3rwx/revision/6">https://www.bbc.co.uk/bitesize/guides/zjc3rwx/revision/6</a>

Year 11		
Week	Topic	Link
1	Festivals. Recap perfect tense (past) with être	<a href="https://www.languagesonline.org.uk/French/Grammar/Etre/Index.htm#gsc.tab=0">https://www.languagesonline.org.uk/French/Grammar/Etre/Index.htm#gsc.tab=0</a> <a href="https://www.languagesonline.org.uk/French/Grammar/Perfect_Tense/945.htm">https://www.languagesonline.org.uk/French/Grammar/Perfect_Tense/945.htm</a>
2	Festivals. Recognising reflexive verbs	<a href="https://www.languagesonline.org.uk/French/Grammar/Reflexive/index.htm#gsc.tab=0">https://www.languagesonline.org.uk/French/Grammar/Reflexive/index.htm#gsc.tab=0</a>
3	Environment. Introduction to vocabulary	<a href="https://quizlet.com/6066122/the-environment-french-vocab-flash-cards/">https://quizlet.com/6066122/the-environment-french-vocab-flash-cards/</a>
4	Environment. Vocabulary practice  Key sentences	<a href="https://www.languagesonline.org.uk/French/FrenchVocab/Environnement/Index.htm#gsc.tab=0">https://www.languagesonline.org.uk/French/FrenchVocab/Environnement/Index.htm#gsc.tab=0</a> <a href="https://quizlet.com/gb/348126298/frenchenvironment-helping-the-environment-flash-cards/">https://quizlet.com/gb/348126298/frenchenvironment-helping-the-environment-flash-cards/</a>
5	Environment. Vocabulary practice + translation	<a href="https://app.senecalearning.com/classroom/course/a2a73a1c-891a-40e3-9c38-1aafb04acfa8/section/0169d5c7-81e8-4adb-ad19-5fb59e69c251/session">https://app.senecalearning.com/classroom/course/a2a73a1c-891a-40e3-9c38-1aafb04acfa8/section/0169d5c7-81e8-4adb-ad19-5fb59e69c251/session</a>
6	Environment. Exam Skills Practice	<a href="https://members.gcsepod.com/shared/podcasts/title/13586/81486">https://members.gcsepod.com/shared/podcasts/title/13586/81486</a>

Term 4	Topic	Link
1	Future Jobs	<p>Choose a combination of exercises  <a href="https://www.linguascope.com/secure/students/intermediate/topic.php?language=french&amp;topic=work">https://www.linguascope.com/secure/students/intermediate/topic.php?language=french&amp;topic=work</a></p> <p>Future tense revision  <a href="https://www.languagesonline.org.uk/French/Grammar/Aller_Infinitif/index.htm#gsc.tab=0">https://www.languagesonline.org.uk/French/Grammar/Aller_Infinitif/index.htm#gsc.tab=0</a></p> <p>Reading practice on work experience  <a href="https://www.bbc.co.uk/bitesize/guides/zvqhrj6/revision/5">https://www.bbc.co.uk/bitesize/guides/zvqhrj6/revision/5</a></p>
2	Future Jobs continued	<p>As above.</p> <p>Watch the videos and complete the exercises  <a href="https://members.gcsepod.com/shared/podcasts/title/13590/81502">https://members.gcsepod.com/shared/podcasts/title/13590/81502</a></p>
3	Relationships with family and friends	<p>Watch the video called 'Relationships with Family and Friends' and complete the exercises  <a href="https://members.gcsepod.com/shared/podcasts/title/13580/81466">https://members.gcsepod.com/shared/podcasts/title/13580/81466</a></p> <p>Complete the reading and translation exercises  <a href="https://www.bbc.co.uk/bitesize/guides/zmfr7nb/revision/5">https://www.bbc.co.uk/bitesize/guides/zmfr7nb/revision/5</a></p>
4	Future relationships - marriage etc.	<p>Complete the reading exercise on marriage  <a href="https://www.bbc.co.uk/bitesize/guides/zfnbjhv/revision/2">https://www.bbc.co.uk/bitesize/guides/zfnbjhv/revision/2</a></p> <p>Prepare your answers to this speaking card  <a href="https://www.bbc.co.uk/bitesize/guides/zfnbjhv/revision/5">https://www.bbc.co.uk/bitesize/guides/zfnbjhv/revision/5</a></p>
5	Social Media	<p>Complete a combination of exercises  <a href="https://www.linguascope.com/secure/students/intermediate/topic.php?language=french&amp;topic=media">https://www.linguascope.com/secure/students/intermediate/topic.php?language=french&amp;topic=media</a></p> <p>Watch the videos and complete the exercises  <a href="https://members.gcsepod.com/shared/podcasts/title/13581/81472">https://members.gcsepod.com/shared/podcasts/title/13581/81472</a></p>

6	Social Media continued	<p>Complete the translation task - write your answers down on paper  <a href="https://www.bbc.co.uk/bitesize/guides/zf8jf4j/revision/5">https://www.bbc.co.uk/bitesize/guides/zf8jf4j/revision/5</a></p> <p>Complete the reading and translation exercises  <a href="https://www.bbc.co.uk/bitesize/guides/zf8jf4j/revision/4">https://www.bbc.co.uk/bitesize/guides/zf8jf4j/revision/4</a></p>

### Year 11 French Term 5

Week	Topic	Link
1	Revision	<p>Revision Olympics links on school website for past paper questions  <a href="https://www.sheldonschool.co.uk/assets/Documents/Curriculum/Y11-Revision/2024-Summer-Exams-Revision-Documents/Y11-French-Revision-Olympics-2024.pdf">https://www.sheldonschool.co.uk/assets/Documents/Curriculum/Y11-Revision/2024-Summer-Exams-Revision-Documents/Y11-French-Revision-Olympics-2024.pdf</a></p> <p><a href="http://www.linguascope.com">www.linguascope.com</a> → intermediate → le médecin</p>
2		<p>Revision Olympics links on school website for past paper questions  <a href="https://www.sheldonschool.co.uk/assets/Documents/Curriculum/Y11-Revision/2024-Summer-Exams-Revision-Documents/Y11-French-Revision-Olympics-2024.pdf">https://www.sheldonschool.co.uk/assets/Documents/Curriculum/Y11-Revision/2024-Summer-Exams-Revision-Documents/Y11-French-Revision-Olympics-2024.pdf</a></p> <p><a href="http://www.linguascope.com">www.linguascope.com</a> → intermediate → manger sain</p>
3		<p>Revision Olympics links on school website for past paper questions  <a href="https://www.sheldonschool.co.uk/assets/Documents/Curriculum/Y11-Revision/2024-Summer-Exams-Revision-Documents/Y11-French-Revision-Olympics-2024.pdf">https://www.sheldonschool.co.uk/assets/Documents/Curriculum/Y11-Revision/2024-Summer-Exams-Revision-Documents/Y11-French-Revision-Olympics-2024.pdf</a></p> <p><a href="http://www.linguascope.com">www.linguascope.com</a> → intermediate → stages &amp; jobs</p>
4		<p>Revision Olympics links on school website for past paper questions  <a href="https://www.sheldonschool.co.uk/assets/Documents/Curriculum/Y11-Revision/2024-Summer-Exams-Revision-Documents/Y11-French-Revision-Olympics-2024.pdf">https://www.sheldonschool.co.uk/assets/Documents/Curriculum/Y11-Revision/2024-Summer-Exams-Revision-Documents/Y11-French-Revision-Olympics-2024.pdf</a></p> <p><a href="https://www.bbc.co.uk/bitesize/guides/zbdx382/revision/1">https://www.bbc.co.uk/bitesize/guides/zbdx382/revision/1</a></p>



5		Revision Olympics links on school website for past paper questions <a href="https://www.sheldonschool.co.uk/assets/Documents/Curriculum/Y11-Revision/2024-Summer-Exams-Revision-Documents/Y11-French-Revision-Olympics-2024.pdf">https://www.sheldonschool.co.uk/assets/Documents/Curriculum/Y11-Revision/2024-Summer-Exams-Revision-Documents/Y11-French-Revision-Olympics-2024.pdf</a> <a href="https://www.bbc.co.uk/bitesize/guides/zf8jf4j/revision/1">https://www.bbc.co.uk/bitesize/guides/zf8jf4j/revision/1</a>
6		Revision Olympics links on school website for past paper questions <a href="https://www.sheldonschool.co.uk/assets/Documents/Curriculum/Y11-Revision/2024-Summer-Exams-Revision-Documents/Y11-French-Revision-Olympics-2024.pdf">https://www.sheldonschool.co.uk/assets/Documents/Curriculum/Y11-Revision/2024-Summer-Exams-Revision-Documents/Y11-French-Revision-Olympics-2024.pdf</a> <a href="https://www.bbc.co.uk/bitesize/guides/zd7pcqt/revision/1">https://www.bbc.co.uk/bitesize/guides/zd7pcqt/revision/1</a>

Year 11 Spanish

[HOME](#)

Year 11		
Term 3	Topic	Link
1	Telling Time	<a href="https://www.bbc.co.uk/bitesize/articles/zd9jmyc">https://www.bbc.co.uk/bitesize/articles/zd9jmyc</a>
2	Daily routine	<a href="https://classroom.thenational.academy/lessons/routines-and-daily-life-part-12-6wv62t">https://classroom.thenational.academy/lessons/routines-and-daily-life-part-12-6wv62t</a>
3	Spanish Customs and Festivals	<a href="https://classroom.thenational.academy/lessons/talking-about-festivals-part-12-6rw38r">https://classroom.thenational.academy/lessons/talking-about-festivals-part-12-6rw38r</a>
4	Spanish Customs and Festivals	<a href="https://app.senecalearning.com/classroom/course/eefdd6b0-6960-11e8-9e60-31064e3f9a21/section/557d68e6-496c-4f00-9b59-4bbf7a09de34/session">https://app.senecalearning.com/classroom/course/eefdd6b0-6960-11e8-9e60-31064e3f9a21/section/557d68e6-496c-4f00-9b59-4bbf7a09de34/session</a>

5	Spanish Customs and Festivals	<a href="https://app.senecalearning.com/classroom/course/eefdd6b0-6960-11e8-9e60-31064e3f9a21/section/557d68e6-496c-4f00-9b59-4bbf7a09de34/session">https://app.senecalearning.com/classroom/course/eefdd6b0-6960-11e8-9e60-31064e3f9a21/section/557d68e6-496c-4f00-9b59-4bbf7a09de34/session</a>
6	Relationships	<a href="https://classroom.thenational.academy/lessons/talking-about-relationships-part-13-ctk6ct">https://classroom.thenational.academy/lessons/talking-about-relationships-part-13-ctk6ct</a>

Term	Topic	Link
4		
1	Daily Routine at School	<a href="https://www.bbc.co.uk/bitesize/guides/z4dkrj6/revision/1">https://www.bbc.co.uk/bitesize/guides/z4dkrj6/revision/1</a>
2	Uniform	<a href="https://classroom.thenational.academy/units/me-visto-56c1">https://classroom.thenational.academy/units/me-visto-56c1</a>
3	School Rules	<a href="https://classroom.thenational.academy/lessons/school-rules-and-problems-part-13-c9hkgc">https://classroom.thenational.academy/lessons/school-rules-and-problems-part-13-c9hkgc</a> <a href="https://classroom.thenational.academy/lessons/school-rules-and-problems-part-23-65k38e">https://classroom.thenational.academy/lessons/school-rules-and-problems-part-23-65k38e</a>
4	Jobs Recap	<a href="https://www.bbc.co.uk/bitesize/guides/zdmk6v4/revision/1">https://www.bbc.co.uk/bitesize/guides/zdmk6v4/revision/1</a>
5	Describing Jobs	<a href="https://classroom.thenational.academy/units/jobs-and-future-plans-e531">https://classroom.thenational.academy/units/jobs-and-future-plans-e531</a>
6	Future plans recap	<a href="https://classroom.thenational.academy/lessons/discussing-plans-for-the-future-part-13-cdj6ae">https://classroom.thenational.academy/lessons/discussing-plans-for-the-future-part-13-cdj6ae</a>

#### Year 11 Spanish term 5

Week	Topic	Link
1	Revision	<a href="https://senecalearning.com/en-GB/seneca-certified-resources/spanish-gcse-aqa/">https://senecalearning.com/en-GB/seneca-certified-resources/spanish-gcse-aqa/</a>
2	Revision	<a href="https://senecalearning.com/en-GB/seneca-certified-resources/spanish-gcse-aqa/">https://senecalearning.com/en-GB/seneca-certified-resources/spanish-gcse-aqa/</a>
3	Revision	<a href="https://senecalearning.com/en-GB/seneca-certified-resources/spanish-gcse-aqa/">https://senecalearning.com/en-GB/seneca-certified-resources/spanish-gcse-aqa/</a>

4	Revision	<a href="https://senecalearning.com/en-GB/seneca-certified-resources/spanish-gcse-aqa/">https://senecalearning.com/en-GB/seneca-certified-resources/spanish-gcse-aqa/</a>
5	Revision	<a href="https://senecalearning.com/en-GB/seneca-certified-resources/spanish-gcse-aqa/">https://senecalearning.com/en-GB/seneca-certified-resources/spanish-gcse-aqa/</a>
6	Revision	<a href="https://senecalearning.com/en-GB/seneca-certified-resources/spanish-gcse-aqa/">https://senecalearning.com/en-GB/seneca-certified-resources/spanish-gcse-aqa/</a>

## Year 11 German

[HOME](#)

Year 11		
Week	Topic	Link
1	Listening Practice Leisure time	<a href="https://www.bbc.co.uk/bitesize/guides/zws8qty/revision/1">https://www.bbc.co.uk/bitesize/guides/zws8qty/revision/1</a>
2	Listening Practice Employment/jobs	<a href="https://www.bbc.co.uk/bitesize/guides/zp46nbk/revision/1">https://www.bbc.co.uk/bitesize/guides/zp46nbk/revision/1</a>
3	Listening Practice unemployment and homelessness	<a href="https://www.bbc.co.uk/bitesize/guides/ztrmhv4/revision/1">https://www.bbc.co.uk/bitesize/guides/ztrmhv4/revision/1</a>
4	Internal Assessment Revision	<a href="https://www.languagesonline.org.uk/German/German_Writing_Model_Answers/Index.htm">https://www.languagesonline.org.uk/German/German_Writing_Model_Answers/Index.htm</a>

5	Writing Assessment Revision of social media	<a href="https://www.languagesonline.org.uk/German/German_Writing_Model_Answers/Index.htm">https://www.languagesonline.org.uk/German/German Writing Model Answers/Index.htm</a>
6	Festivals	<a href="https://www.languagesonline.org.uk/German/Logo3/Feste/Index.htm#gsc.tab=0">https://www.languagesonline.org.uk/German/Logo3/Feste/Index.htm#gsc.tab=0</a>

Term 4

Week	Topic	Link
1	Theme 1: Festivals	<a href="https://www.bbc.co.uk/bitesize/guides/zws8qty/revision/1">https://www.bbc.co.uk/bitesize/guides/zws8qty/revision/1</a> <a href="https://quizlet.com/gb/707319239/aqa-gcse-german-festivals-flash-cards/">https://quizlet.com/gb/707319239/aqa-gcse-german-festivals-flash-cards/</a>
2	Theme 1: Technologie	<a href="https://quizlet.com/359779083/aqa-german-gcse-technology-flash-cards/">https://quizlet.com/359779083/aqa-german-gcse-technology-flash-cards/</a>
3	Theme 1: Soziale Medien	<a href="https://quizlet.com/gb/872386258/aqa-gcse-german-soziale-medien-flash-cards/">https://quizlet.com/gb/872386258/aqa-gcse-german-soziale-medien-flash-cards/</a> <a href="https://www.bbc.co.uk/bitesize/guides/zxb76fr/revision/1">https://www.bbc.co.uk/bitesize/guides/zxb76fr/revision/1</a>
4	Theme 1: Familie und Freunde revision	<a href="https://www.languagesonline.org.uk/German/Deutsch_Anfanger/Familie/Index.htm#gsc.tab=0">https://www.languagesonline.org.uk/German/Deutsch_Anfanger/Familie/Index.htm#gsc.tab=0</a> <a href="https://www.languagesonline.org.uk/German/German_Vocabulary/Freunde/Index.htm#gsc.tab=0">https://www.languagesonline.org.uk/German/German_Vocabulary/Freunde/Index.htm#gsc.tab=0</a>
5	Revision of personal descriptions	<a href="https://www.bbc.co.uk/bitesize/guides/z96rk7h/revision/1">https://www.bbc.co.uk/bitesize/guides/z96rk7h/revision/1</a> <a href="https://www.languagesonline.org.uk/German/Deutsch_Anfanger/Beschreibungen/Index.htm#gsc.tab=0">https://www.languagesonline.org.uk/German/Deutsch_Anfanger/Beschreibungen/Index.htm#gsc.tab=0</a>
6	Role-play and photo card practice	<a href="https://www.sloeful.com/german/questions">https://www.sloeful.com/german/questions</a> <a href="https://quizlet.com/667258208/gcse-german-role-play-flash-cards/">https://quizlet.com/667258208/gcse-german-role-play-flash-cards/</a>

Year 11 German term 5

Week	Topic	Link
1	Speaking test revision	<a href="#">GCSE speaking booklet 2024.docx</a>
2	Speaking test revision and practice	<a href="#">GCSE speaking booklet 2024.docx</a> <a href="#">AQA Speaking booklet sample set 1.ZIP</a> This gives you a range of role-plays and photo cards to practice.
3	Preparation for the listening and reading exams (10 <sup>th</sup> May)	<a href="#">How to Revise LISTENING READING.docx</a> <a href="https://xiaeoux.exampro.net/">https://xiaeoux.exampro.net/</a> Copy this link and open it. Work through this exam paper. Click on the tabs at the top to get the audio, the transcript and the answers.
4	Preparation for the writing exam (21 <sup>st</sup> May)	<a href="#">How to revise WRITING .docx</a> <a href="https://joyulys.exampro.net/">https://joyulys.exampro.net/</a> Work through this exam paper. Click on the tabs at the top to get the teacher's notes and the answers.
5	Revision for the writing exam (21 <sup>st</sup> May)	<a href="https://uixoayy.exampro.net/">https://uixoayy.exampro.net/</a> Work through this exam paper. Click on the tabs at the top to get the teacher's notes and the answers.
6	N / A	

Terms 3 and 4	Year 11	
Week	Topic	Link
1 (Term 3)	Unit 5 – Understanding Ecosystems: Lesson 1: An introduction to ecosystems	<a href="https://continuityoak.org.uk/Lessons#">https://continuityoak.org.uk/Lessons#</a>
2 (Term 3)	Unit 5 – Understanding Ecosystems: Lesson 2: How can change affect a small scale ecosystem?	<a href="https://continuityoak.org.uk/Lessons#">https://continuityoak.org.uk/Lessons#</a>
3 (Term 3)	Unit 5 – Understanding Ecosystems: Lesson 3: Global ecosystems: what are they and what are they like?	<a href="https://continuityoak.org.uk/Lessons#">https://continuityoak.org.uk/Lessons#</a>
4 (Term 3)	Unit 6 – Tropical Rainforests: Lesson 1: What are the physical characteristics of the tropical rainforest?	<a href="https://continuityoak.org.uk/Lessons#">https://continuityoak.org.uk/Lessons#</a>
5 (Term 3)	Unit 6 – Tropical Rainforests: Lesson 2: Interdependence in the tropical rainforest	<a href="https://continuityoak.org.uk/Lessons#">https://continuityoak.org.uk/Lessons#</a>
6 (Term 3)	Unit 6 – Tropical Rainforests: Lesson 3: Plant adaptations in the tropical rainforest	<a href="https://continuityoak.org.uk/Lessons#">https://continuityoak.org.uk/Lessons#</a>
7 (Term 4)	Unit 6 – Tropical Rainforests: Lesson 4:	<a href="https://continuityoak.org.uk/Lessons#">https://continuityoak.org.uk/Lessons#</a>

	Animal adaptations in the tropical rainforest	
8 (Term 4)	Unit 6 – Tropical Rainforests: Lesson 5: Changing rates of deforestation	<a href="https://continuityoak.org.uk/Lessons#">https://continuityoak.org.uk/Lessons#</a>
9 (Term 4)	Unit 6 – Tropical Rainforests: Lesson 6/7: What are the causes of deforestation in the Amazon? (part 1 and 2)	<a href="https://continuityoak.org.uk/Lessons#">https://continuityoak.org.uk/Lessons#</a>
10 (Term 4)	Unit 6 – Tropical Rainforests: Lesson 8: What are the impacts of deforestation on the Amazon rainforest?	<a href="https://continuityoak.org.uk/Lessons#">https://continuityoak.org.uk/Lessons#</a>
11 (Term 4)	Unit 6 – Tropical Rainforests: Lesson 9: What is the value of the tropical rainforest to people and the environment?	<a href="https://continuityoak.org.uk/Lessons#">https://continuityoak.org.uk/Lessons#</a>



	Year 11	
Week	Topic	Link
1 (Term 5)	Unit 10 – Geographical Skills: Lesson 1: Atlas maps	<a href="https://continuityoak.org.uk/Lessons#">https://continuityoak.org.uk/Lessons#</a>
2 (Term 5)	Unit 10 – Geographical Skills: Lesson 2: OS maps	<a href="https://continuityoak.org.uk/Lessons#">https://continuityoak.org.uk/Lessons#</a>
3 (Term 5)	Unit 10 – Geographical Skills: Lesson 3: Cartographic skills	<a href="https://continuityoak.org.uk/Lessons#">https://continuityoak.org.uk/Lessons#</a>
4 (Term 5)	Unit 10 – Geographical Skills: Lesson 4/5/6: Graphical skills (Part 1, 2 and 3)	<a href="https://continuityoak.org.uk/Lessons#">https://continuityoak.org.uk/Lessons#</a>
5 (Term 5)	Unit 10 – Geographical Skills: Lesson 7: Fieldwork skills	<a href="https://continuityoak.org.uk/Lessons#">https://continuityoak.org.uk/Lessons#</a>
6 (Term 5)	Unit 10 – Geographical Skills: Lesson 8: Statistical skills	<a href="https://continuityoak.org.uk/Lessons#">https://continuityoak.org.uk/Lessons#</a>
7 (Term 6)	REVISION	<a href="https://continuityoak.org.uk/Lessons#">https://continuityoak.org.uk/Lessons#</a>
8 (Term 6)	REVISION	<a href="https://continuityoak.org.uk/Lessons#">https://continuityoak.org.uk/Lessons#</a>
9 (Term 6)		<a href="https://continuityoak.org.uk/Lessons#">https://continuityoak.org.uk/Lessons#</a>
10 (Term 6)		<a href="https://continuityoak.org.uk/Lessons#">https://continuityoak.org.uk/Lessons#</a>
11 (Term 6)		<a href="https://continuityoak.org.uk/Lessons#">https://continuityoak.org.uk/Lessons#</a>
12 (Term 6)		<a href="https://continuityoak.org.uk/Lessons#">https://continuityoak.org.uk/Lessons#</a>



Terms 3 and 4	Year 11	
Week	Topic	Link
1 (T3)	Paper 3, Weimar and Nazi Germany – Lesson 1: The German Reich, 1871-1918	<a href="https://continuityoak.org.uk/Lessons">https://continuityoak.org.uk/Lessons</a> - Click History, then Unit 1 of Y11, Weimar and Nazi Germany and then the correct lesson
2 (T3)	Paper 3, Weimar and Nazi Germany – Lesson 2: The Russian Revolution, 1917	<a href="https://continuityoak.org.uk/Lessons">https://continuityoak.org.uk/Lessons</a> - Click History, then Unit 1 of Y11, Weimar and Nazi Germany and then the correct lesson
3 (T3)	Paper 3, Weimar and Nazi Germany – Lesson 3: Weimar Constitution	<a href="https://continuityoak.org.uk/Lessons">https://continuityoak.org.uk/Lessons</a> - Click History, then Unit 1 of Y11, Weimar and Nazi Germany and then the correct lesson
4 (T3)	Paper 3, Weimar and	<a href="https://continuityoak.org.uk/Lessons">https://continuityoak.org.uk/Lessons</a> - Click History, then Unit 1 of Y11, Weimar and Nazi Germany and then the correct lesson

	Nazi Germany – Lesson 4: ‘Stab in the back’	
5 (T3)	Paper 3, Weimar and Nazi Germany – Lesson 5: Political extremism after WW1	<a href="https://continuityoak.org.uk/Lessons">https://continuityoak.org.uk/Lessons</a> - Click History, then Unit 1 of Y11, Weimar and Nazi Germany and then the correct lesson
6 (T3)	Paper 3, Weimar and Nazi Germany – Lesson 6: Why was 1923 a year of crisis?	<a href="https://continuityoak.org.uk/Lessons">https://continuityoak.org.uk/Lessons</a> - Click History, then Unit 1 of Y11, Weimar and Nazi Germany and then the correct lesson
7 (T4)	Paper 3, Weimar and Nazi Germany – Lesson 7: Economy 1924-1929	<a href="https://continuityoak.org.uk/Lessons">https://continuityoak.org.uk/Lessons</a> - Click History, then Unit 1 of Y11, Weimar and Nazi Germany and then the correct lesson
8 (T4)	Paper 3, Weimar and Nazi	<a href="https://continuityoak.org.uk/Lessons">https://continuityoak.org.uk/Lessons</a> - Click History, then Unit 1 of Y11, Weimar and Nazi Germany and then the correct lesson

	Germany – Lesson 8: International Relations 1924-1929	
9 (T4)	Paper 3, Weimar and Nazi Germany – Lesson 9: 'Golden Age'?	<a href="https://continuityoak.org.uk/Lessons">https://continuityoak.org.uk/Lessons</a> - Click History, then Unit 1 of Y11, Weimar and Nazi Germany and then the correct lesson
10 (T4)	Paper 3, Weimar and Nazi Germany – Lesson 10: Recovery of Weimar Republic by 1929?	<a href="https://continuityoak.org.uk/Lessons">https://continuityoak.org.uk/Lessons</a> - Click History, then Unit 1 of Y11, Weimar and Nazi Germany and then the correct lesson
11 (T4)	Paper 3, Weimar and Nazi Germany – Lesson 11: 1929 turning point?	<a href="https://continuityoak.org.uk/Lessons">https://continuityoak.org.uk/Lessons</a> - Click History, then Unit 1 of Y11, Weimar and Nazi Germany and then the correct lesson
12 (T4)	Paper 3, Weimar and Nazi	<a href="https://continuityoak.org.uk/Lessons">https://continuityoak.org.uk/Lessons</a> - Click History, then Unit 1 of Y11, Weimar and Nazi Germany and then the correct lesson

	Germany – Lesson 12: Early Development of the Nazi Party	
--	-------------------------------------------------------------------------	--

Term 4 / 5

[Revision Olympics](#)

	Year 10	Year 11	
Week	Topic	Topic	Link
1	Christianity: Practices	Christianity: Practices (Worship)	<a href="https://classroom.thenational.academy/lessons/worship-6xh3jt">https://classroom.thenational.academy/lessons/worship-6xh3jt</a> <a href="https://sheldonschool-my.sharepoint.com/:w:/g/personal/swilson_sheldonschool_co_uk/EaO0e_YsdlMvKcwkpkmMpMBz9fEKsvOS5rRma2lqZJK7g">https://sheldonschool-my.sharepoint.com/:w:/g/personal/swilson_sheldonschool_co_uk/EaO0e_YsdlMvKcwkpkmMpMBz9fEKsvOS5rRma2lqZJK7g</a>
2	Christianity: Practices	Structuring exam questions	Start the slideshow from this link complete slides 23-27 ONLY <a href="https://www.thenational.academy/teachers/programmes/religious-education-secondary-ks4-l/units/standalone-lessons-examination-technique-5553/lessons/structuring-explain-questions-6ctp6d#slide-deck">https://www.thenational.academy/teachers/programmes/religious-education-secondary-ks4-l/units/standalone-lessons-examination-technique-5553/lessons/structuring-explain-questions-6ctp6d#slide-deck</a>
3	Christianity: Practices	Sikhism: Practices	<a href="https://www.bbc.co.uk/bitesize/guides/znwr97h/revision/1">https://www.bbc.co.uk/bitesize/guides/znwr97h/revision/1</a>
4	Christianity: Practices	Theme A: Relationships and Families Family life in Christianity	<a href="https://www.bbc.co.uk/bitesize/guides/zhydpg8/revision/1">https://www.bbc.co.uk/bitesize/guides/zhydpg8/revision/1</a> <a href="https://www.bbc.co.uk/bitesize/guides/zhydpg8/test">https://www.bbc.co.uk/bitesize/guides/zhydpg8/test</a>

5	Christianity: Practices	Theme A: Relationships and Families Sexuality	<a href="https://www.bbc.co.uk/bitesize/guides/zfwp47h/revision/1">https://www.bbc.co.uk/bitesize/guides/zfwp47h/revision/1</a>
6	Christianity: Practices	Theme A: Relationships and Families Gender equality in Sikhism	<a href="https://www.bbc.co.uk/bitesize/guides/zxwqrxw/revision/3">https://www.bbc.co.uk/bitesize/guides/zxwqrxw/revision/3</a>

Term 4 / 5

[Revision Olympics](#)



Terms 3 and 4	Year 11 (Skills for Creative iMedia R097 Unit)	
Week	Topic	Link -WATCH and PRACTICE
1	Skills for Creative iMedia R097 coursework	How to create and interactive media product <a href="https://www.youtube.com/watch?v=FwTZ0ZXqF3M">https://www.youtube.com/watch?v=FwTZ0ZXqF3M</a>  Master slide and Master Master <a href="https://www.youtube.com/watch?v=eL-tQsyryCw&amp;list=PLDUhgdaNiYED-SOZJ9RTnAzHLgTXj0yKf&amp;index=2">https://www.youtube.com/watch?v=eL-tQsyryCw&amp;list=PLDUhgdaNiYED-SOZJ9RTnAzHLgTXj0yKf&amp;index=2</a>
2	Skills for Creative iMedia R097 coursework	Mastering Powerpointing slidemaster <a href="https://www.youtube.com/watch?v=s670L6KZQdM">https://www.youtube.com/watch?v=s670L6KZQdM</a>
3	Skills for Creative iMedia R097 coursework	Getting started adding pages <a href="https://www.youtube.com/watch?v=6KjtD82vpJ8&amp;list=PLDUhgdaNiYED-SOZJ9RTnAzHLgTXj0yKf&amp;index=1">https://www.youtube.com/watch?v=6KjtD82vpJ8&amp;list=PLDUhgdaNiYED-SOZJ9RTnAzHLgTXj0yKf&amp;index=1</a> Hyperlinks <a href="https://www.youtube.com/watch?v=Y3K-DHWFZxA&amp;list=PLDUhgdaNiYED-SOZJ9RTnAzHLgTXj0yKf&amp;index=3">https://www.youtube.com/watch?v=Y3K-DHWFZxA&amp;list=PLDUhgdaNiYED-SOZJ9RTnAzHLgTXj0yKf&amp;index=3</a>  Adding text and images <a href="https://www.youtube.com/watch?v=fH0eBC8xbKI&amp;list=PLDUhgdaNiYED-SOZJ9RTnAzHLgTXj0yKf&amp;index=4">https://www.youtube.com/watch?v=fH0eBC8xbKI&amp;list=PLDUhgdaNiYED-SOZJ9RTnAzHLgTXj0yKf&amp;index=4</a>
4	Skills for Creative iMedia R097 coursework	Adding a banner <a href="https://www.youtube.com/watch?v=TeVhLL8a49g&amp;list=PLDUhgdaNiYED-SOZJ9RTnAzHLgTXj0yKf&amp;index=5">https://www.youtube.com/watch?v=TeVhLL8a49g&amp;list=PLDUhgdaNiYED-SOZJ9RTnAzHLgTXj0yKf&amp;index=5</a>  Adding a footer <a href="https://www.youtube.com/watch?v=rEVgSkms_hM&amp;list=PLDUhgdaNiYED-SOZJ9RTnAzHLgTXj0yKf&amp;index=6">https://www.youtube.com/watch?v=rEVgSkms_hM&amp;list=PLDUhgdaNiYED-SOZJ9RTnAzHLgTXj0yKf&amp;index=6</a>
5	Skills for Creative iMedia R097 coursework	Online form and external links <a href="https://www.youtube.com/watch?v=8eAAQmt_mTo&amp;list=PLDUhgdaNiYED-SOZJ9RTnAzHLgTXj0yKf&amp;index=7">https://www.youtube.com/watch?v=8eAAQmt_mTo&amp;list=PLDUhgdaNiYED-SOZJ9RTnAzHLgTXj0yKf&amp;index=7</a>  Adding an extra page <a href="https://www.youtube.com/watch?v=iYS-4X4zaQ&amp;list=PLDUhgdaNiYED-SOZJ9RTnAzHLgTXj0yKf&amp;index=8">https://www.youtube.com/watch?v=iYS-4X4zaQ&amp;list=PLDUhgdaNiYED-SOZJ9RTnAzHLgTXj0yKf&amp;index=8</a>
6	Skills for Creative iMedia R097 coursework	Adding a voice recording <a href="https://www.youtube.com/watch?v=p77jDKepOJO&amp;list=PLDUhgdaNiYED-SOZJ9RTnAzHLgTXj0yKf&amp;index=9">https://www.youtube.com/watch?v=p77jDKepOJO&amp;list=PLDUhgdaNiYED-SOZJ9RTnAzHLgTXj0yKf&amp;index=9</a>
7	Skills for Creative iMedia R097 coursework	Adding a sound file <a href="https://www.youtube.com/watch?v=e4n8yPqsZoM&amp;list=PLDUhgdaNiYED-SOZJ9RTnAzHLgTXj0yKf&amp;index=10">https://www.youtube.com/watch?v=e4n8yPqsZoM&amp;list=PLDUhgdaNiYED-SOZJ9RTnAzHLgTXj0yKf&amp;index=10</a>
8	Skills for Creative iMedia R097 coursework	Screen recording Powerpoint <a href="https://www.youtube.com/watch?v=6T2S8lv30FA&amp;list=PLDUhgdaNiYED-SOZJ9RTnAzHLgTXj0yKf&amp;index=11">https://www.youtube.com/watch?v=6T2S8lv30FA&amp;list=PLDUhgdaNiYED-SOZJ9RTnAzHLgTXj0yKf&amp;index=11</a>

9	Skills for Creative iMedia R097 coursework	Adding a video file <a href="https://www.youtube.com/watch?v=K3oTRii41cU&amp;list=PLDUhgdaNiYED-SOZJ9RTnAzHLgTXj0yKf&amp;index=12">https://www.youtube.com/watch?v=K3oTRii41cU&amp;list=PLDUhgdaNiYED-SOZJ9RTnAzHLgTXj0yKf&amp;index=12</a>
10	Skills for Creative iMedia R097 coursework	Powerpoint slide master <a href="https://www.youtube.com/watch?v=kHRc-3rMCg4">https://www.youtube.com/watch?v=kHRc-3rMCg4</a>
11	Skills for Creative iMedia R097 coursework	Remove click on next slide <a href="https://www.youtube.com/watch?v=06T8jz7zl8o&amp;list=PLDUhgdaNiYED-SOZJ9RTnAzHLgTXj0yKf&amp;index=13">https://www.youtube.com/watch?v=06T8jz7zl8o&amp;list=PLDUhgdaNiYED-SOZJ9RTnAzHLgTXj0yKf&amp;index=13</a>  Save as Powerpoint show <a href="https://www.youtube.com/watch?v=a_Fq23Eo1MA&amp;list=PLDUhgdaNiYED-SOZJ9RTnAzHLgTXj0yKf&amp;index=14">https://www.youtube.com/watch?v=a_Fq23Eo1MA&amp;list=PLDUhgdaNiYED-SOZJ9RTnAzHLgTXj0yKf&amp;index=14</a>

Term 4 / 5

[Revision Olympics](#)

Terms 3 and 4		Year 11
Week	Topic	Link
1	Quality assurance and quality control	<a href="https://www.bbc.co.uk/bitesize/guides/z763f4j/revision/1">https://www.bbc.co.uk/bitesize/guides/z763f4j/revision/1</a> <a href="https://www.youtube.com/watch?v=lf74Oc-D1zE">https://www.youtube.com/watch?v=lf74Oc-D1zE</a>
2	The sales process	<a href="https://www.bbc.co.uk/bitesize/guides/z763f4j/revision/1">https://www.bbc.co.uk/bitesize/guides/z763f4j/revision/1</a> <a href="https://www.youtube.com/watch?v=-TA5oQv6uxc">https://www.youtube.com/watch?v=-TA5oQv6uxc</a>
3	Exam skills	<a href="https://www.bbc.co.uk/bitesize/guides/zkc2jhv/revision/3">https://www.bbc.co.uk/bitesize/guides/zkc2jhv/revision/3</a>
4	2.4.1 Business Calculations Gross and Net Profit	<a href="https://www.youtube.com/watch?v=DM7TqIjUues&amp;list=RDCMUCnVHZKYx1vWVnhRjJqJbNdQ&amp;start_radio=1&amp;v=DM7TqIjUues&amp;t=23">https://www.youtube.com/watch?v=DM7TqIjUues&amp;list=RDCMUCnVHZKYx1vWVnhRjJqJbNdQ&amp;start_radio=1&amp;v=DM7TqIjUues&amp;t=23</a>
5	2.4.1 Business Calculations ARR	<a href="https://www.bbc.co.uk/bitesize/guides/zd2fpg8/revision/5">https://www.bbc.co.uk/bitesize/guides/zd2fpg8/revision/5</a> <a href="https://www.bbc.co.uk/bitesize/guides/zd2fpg8/test">https://www.bbc.co.uk/bitesize/guides/zd2fpg8/test</a>
6	2.5.1 Organisational structures	<a href="https://www.youtube.com/watch?v=LCAAivdxVTU&amp;t=292s">https://www.youtube.com/watch?v=LCAAivdxVTU&amp;t=292s</a> <a href="https://sheldonschool.sharepoint.com/:w:/s/BusinessSTeacherTeam/ETKPSXK_TZVLIZI1x7UVLXMB4hktqzWbFqWBdFVqqWYpg">https://sheldonschool.sharepoint.com/:w:/s/BusinessSTeacherTeam/ETKPSXK_TZVLIZI1x7UVLXMB4hktqzWbFqWBdFVqqWYpg</a> <a href="https://www.youtube.com/watch?v=w_V6MqPFLsI&amp;t=267s">https://www.youtube.com/watch?v=w_V6MqPFLsI&amp;t=267s</a>
7	2.5.1 Different ways of working	<a href="https://www.youtube.com/watch?v=ZAS9KYJjXCg&amp;t=4s">https://www.youtube.com/watch?v=ZAS9KYJjXCg&amp;t=4s</a> <a href="https://sheldonschool.sharepoint.com/:w:/s/BusinessSTeacherTeam/EbFekLOUQYpHjiV0XZzeg5IBP8uC94JxT6t94aHbvcpFLg">https://sheldonschool.sharepoint.com/:w:/s/BusinessSTeacherTeam/EbFekLOUQYpHjiV0XZzeg5IBP8uC94JxT6t94aHbvcpFLg</a>
8	2.5.2 Different types of jobs	<a href="https://www.youtube.com/watch?v=cymxz9ElGjU&amp;t=2s">https://www.youtube.com/watch?v=cymxz9ElGjU&amp;t=2s</a> <a href="https://sheldonschool.sharepoint.com/:w:/s/BusinessSTeacherTeam/EZ80GusNWdJLj-mK-Sp6Nj4BF9qMO8Xc0jknZ-QVlxE3tw">https://sheldonschool.sharepoint.com/:w:/s/BusinessSTeacherTeam/EZ80GusNWdJLj-mK-Sp6Nj4BF9qMO8Xc0jknZ-QVlxE3tw</a>
9	2.5.3 Recruitment process	<a href="https://www.youtube.com/watch?v=4aTvJT-qTYc&amp;t=2s">https://www.youtube.com/watch?v=4aTvJT-qTYc&amp;t=2s</a>

		<a href="https://www.bbc.co.uk/bitesize/guides/zbwhxyc/revision/1">https://www.bbc.co.uk/bitesize/guides/zbwhxyc/revision/1</a>
10	2.5.4 The importance of motivation	<a href="https://www.bbc.co.uk/bitesize/guides/zjncbdlm/revision/1">https://www.bbc.co.uk/bitesize/guides/zjncbdlm/revision/1</a>
11	2.5.4 Financial and Non-financial methods of motivation	<a href="https://www.youtube.com/watch?v=9oHn4Y6HLg8">https://www.youtube.com/watch?v=9oHn4Y6HLg8</a> <a href="https://www.youtube.com/watch?v=YQ2uhzmqJDY">https://www.youtube.com/watch?v=YQ2uhzmqJDY</a>

Term 4 / 5

[Revision Olympics](#)

Terms 3 and 4	Topic	Link
1	Cambridge PE - Exam unit – R184: Contemporary issues in sport. User groups – different user groups & barriers to participation  GCSE PE Paper 2 Engagement patterns of different social groups in physical activity and sport	Power point link. Pages 1-14 <a href="https://sheldonschool-my.sharepoint.com/:p/g/person/hjohnson_sheldonschool_co_uk/EWw3FxE_qxGmzY2G-ou0OoBGeKW7EaGXRFSYvCJOyj5dw">https://sheldonschool-my.sharepoint.com/:p/g/person/hjohnson_sheldonschool_co_uk/EWw3FxE_qxGmzY2G-ou0OoBGeKW7EaGXRFSYvCJOyj5dw</a>  GCSE:  <a href="https://www.bbc.co.uk/bitesize/guides/zsmq6fr/revision/1">https://www.bbc.co.uk/bitesize/guides/zsmq6fr/revision/1</a>
2	Cambridge PE - Exam unit – R184: Contemporary issues in sport. User groups – different user groups & barriers to participation  GCSE PE – Paper 2 Commercialisation in Sport	Power point link. Pages 1-14 <a href="https://sheldonschool-my.sharepoint.com/:p/g/person/hjohnson_sheldonschool_co_uk/EWw3FxE_qxGmzY2G-ou0OoBGeKW7EaGXRFSYvCJOyj5dw">https://sheldonschool-my.sharepoint.com/:p/g/person/hjohnson_sheldonschool_co_uk/EWw3FxE_qxGmzY2G-ou0OoBGeKW7EaGXRFSYvCJOyj5dw</a>  GCSE:  <a href="https://www.bbc.co.uk/bitesize/guides/zp2ixsg/revision/1">https://www.bbc.co.uk/bitesize/guides/zp2ixsg/revision/1</a>

3	<p>Cambridge PE -</p> <p>Exam unit – R184: Contemporary issues in sport. Solutions to barriers</p> <p>GCSE PE - Paper 2 Sponsorship and the Media</p>	<p>Power point link. Pages 1-14 <a href="https://sheldonschool-my.sharepoint.com/:p:/g/personal/hjohnson_sheldonschool_co_uk/EWw3FxmE_qxGmzY2G-ou0OoBGeKW7EaGXRFsYvCJOyj5dw">https://sheldonschool-my.sharepoint.com/:p:/g/personal/hjohnson_sheldonschool_co_uk/EWw3FxmE_qxGmzY2G-ou0OoBGeKW7EaGXRFsYvCJOyj5dw</a></p> <p>GCSE: <a href="https://www.bbc.co.uk/bitesize/guides/zp2jxsg/revision/4">https://www.bbc.co.uk/bitesize/guides/zp2jxsg/revision/4</a></p>
4	<p>Cambridge PE -</p> <p>Exam unit – R184: Contemporary issues in sport. Solutions to barriers</p> <p>GCSE PE – Paper 2 Positive and negative impacts of sponsorship</p>	<p>Power point link. Pages 1-14 <a href="https://sheldonschool-my.sharepoint.com/:p:/g/personal/hjohnson_sheldonschool_co_uk/EWw3FxmE_qxGmzY2G-ou0OoBGeKW7EaGXRFsYvCJOyj5dw">https://sheldonschool-my.sharepoint.com/:p:/g/personal/hjohnson_sheldonschool_co_uk/EWw3FxmE_qxGmzY2G-ou0OoBGeKW7EaGXRFsYvCJOyj5dw</a></p> <p>GCSE: <a href="https://www.bbc.co.uk/bitesize/guides/zp2jxsg/revision/3">https://www.bbc.co.uk/bitesize/guides/zp2jxsg/revision/3</a></p>

5	<p>Cambridge PE -</p> <p>Exam unit – R184: Contemporary issues in sport. Popularity of sport in the UK</p> <p>GCSE PE: Positive and negative impacts of technology</p>	<p>Power point link. Pages 15-18  <a href="https://sheldonschool-my.sharepoint.com/:p/g/person/hjohnson_sheldonschool_co_uk/EWw3FxmE_qxGmzY2G-ou0OoBGeKW7EaGXRFSYvCJOyj5dw">https://sheldonschool-my.sharepoint.com/:p/g/person/hjohnson_sheldonschool_co_uk/EWw3FxmE_qxGmzY2G-ou0OoBGeKW7EaGXRFSYvCJOyj5dw</a></p> <p>GCSE</p> <p><a href="https://www.bbc.co.uk/bitesize/guides/zgfpv4j/revision/1">https://www.bbc.co.uk/bitesize/guides/zgfpv4j/revision/1</a></p>
6	<p>Cambridge PE -</p> <p>Exam unit – R184: Contemporary issues in sport. Popularity of sport in the UK</p> <p>GCSE PE: Conduct of Performers</p>	<p>Power point link. Pages 15-18  <a href="https://sheldonschool-my.sharepoint.com/:p/g/person/hjohnson_sheldonschool_co_uk/EWw3FxmE_qxGmzY2G-ou0OoBGeKW7EaGXRFSYvCJOyj5dw">https://sheldonschool-my.sharepoint.com/:p/g/person/hjohnson_sheldonschool_co_uk/EWw3FxmE_qxGmzY2G-ou0OoBGeKW7EaGXRFSYvCJOyj5dw</a></p> <p>GCSE</p> <p><a href="https://www.bbc.co.uk/bitesize/guides/zwcb9qt/revision/1">https://www.bbc.co.uk/bitesize/guides/zwcb9qt/revision/1</a></p>
7	<p>Cambridge PE -</p>	<p>Power point link. Page 19  <a href="https://sheldonschool-my.sharepoint.com/:p/g/person/hjohnson_sheldonschool_co_uk/EWw3FxmE_qxGmzY2G-ou0OoBGeKW7EaGXRFSYvCJOyj5dw">https://sheldonschool-my.sharepoint.com/:p/g/person/hjohnson_sheldonschool_co_uk/EWw3FxmE_qxGmzY2G-ou0OoBGeKW7EaGXRFSYvCJOyj5dw</a></p>

	Exam unit – R184: Contemporary issues in sport. Emerging / new sports  GCSE PE: Prohibited Substances	GCSE: <a href="https://app.senecalearning.com/classroom/course/91c639c0-06b3-11e8-a7fa-d5f998ee5b98/section/ddc20040-1e17-11e8-a9ba-617735eefa14/session">https://app.senecalearning.com/classroom/course/91c639c0-06b3-11e8-a7fa-d5f998ee5b98/section/ddc20040-1e17-11e8-a9ba-617735eefa14/session</a>
8	Cambridge PE -  Exam unit – R184: Contemporary issues in sport. The Olympic & Paralympic movement GCSE PE:  Blood Doping	Power point link. Pages 20-22 <a href="https://sheldonschool-my.sharepoint.com/:g/personal/hjohnson_sheldonschool_co_uk/EWw3FxmEQxGmzY2G-ou0OoBGeKW7EaGXRFSYvCJOyj5dw">https://sheldonschool-my.sharepoint.com/:g/personal/hjohnson_sheldonschool_co_uk/EWw3FxmEQxGmzY2G-ou0OoBGeKW7EaGXRFSYvCJOyj5dw</a>  GCSE  <a href="https://app.senecalearning.com/classroom/course/91c639c0-06b3-11e8-a7fa-d5f998ee5b98/section/ba6c3730-1e19-11e8-a9ba-617735eefa14/session">https://app.senecalearning.com/classroom/course/91c639c0-06b3-11e8-a7fa-d5f998ee5b98/section/ba6c3730-1e19-11e8-a9ba-617735eefa14/session</a>
9	Cambridge PE -  Exam unit – R184: Contemporary issues in sport. The Olympic & Paralympic movement  GCSE PE  Beta Blockers	Power point link. Pages 20-22 <a href="https://sheldonschool-my.sharepoint.com/:p/g/personal/hjohnson_sheldonschool_co_uk/EWw3FxmEQxGmzY2G-ou0OoBGeKW7EaGXRFSYvCJOyj5dw">https://sheldonschool-my.sharepoint.com/:p/g/personal/hjohnson_sheldonschool_co_uk/EWw3FxmEQxGmzY2G-ou0OoBGeKW7EaGXRFSYvCJOyj5dw</a>  GCSE  <a href="https://app.senecalearning.com/classroom/course/91c639c0-06b3-11e8-a7fa-d5f998ee5b98/section/98b96530-1e1a-11e8-a9ba-617735eefa14/session">https://app.senecalearning.com/classroom/course/91c639c0-06b3-11e8-a7fa-d5f998ee5b98/section/98b96530-1e1a-11e8-a9ba-617735eefa14/session</a>



10	<p>Cambridge PE -</p> <p>Exam unit – R184: Contemporary issues in sport. Sporting values, initiatives &amp; campaigns</p> <p>GCSE PE:</p> <p>Advantages and Disadvantages of prohibited substances</p>	<p>Power point link. Pages 26-29 <a href="https://sheldonschool-my.sharepoint.com/:p/g/person/hjohnson_sheldonschool_co_uk/EWw3FxmE_qxGmzY2G-ou0OoBGeKW7EaGXRFSYvCJOyj5dw">https://sheldonschool-my.sharepoint.com/:p/g/person/hjohnson_sheldonschool_co_uk/EWw3FxmE_qxGmzY2G-ou0OoBGeKW7EaGXRFSYvCJOyj5dw</a></p> <p>GCSE <a href="https://app.senecalearning.com/classroom/course/91c639c0-06b3-11e8-a7fa-d5f998ee5b98/section/c2eb03b4-b951-4302-9aab-2fb5df838180/session">https://app.senecalearning.com/classroom/course/91c639c0-06b3-11e8-a7fa-d5f998ee5b98/section/c2eb03b4-b951-4302-9aab-2fb5df838180/session</a></p>
11	<p>Cambridge PE -</p> <p>Exam unit – R184: Contemporary issues in sport. The importance of sporting behaviour</p> <p>GCSE PE:</p> <p>Spectator Behaviour and Hooliganism</p>	<p>Power point link. Pages 26-29 <a href="https://sheldonschool-my.sharepoint.com/:p/g/person/hjohnson_sheldonschool_co_uk/EWw3FxmE_qxGmzY2G-ou0OoBGeKW7EaGXRFSYvCJOyj5dw">https://sheldonschool-my.sharepoint.com/:p/g/person/hjohnson_sheldonschool_co_uk/EWw3FxmE_qxGmzY2G-ou0OoBGeKW7EaGXRFSYvCJOyj5dw</a></p> <p>GCSE <a href="https://app.senecalearning.com/classroom/course/91c639c0-06b3-11e8-a7fa-d5f998ee5b98/section/bd303080-21fb-11e8-b96c-978171e52b26/session">https://app.senecalearning.com/classroom/course/91c639c0-06b3-11e8-a7fa-d5f998ee5b98/section/bd303080-21fb-11e8-b96c-978171e52b26/session</a> <a href="https://www.bbc.co.uk/bitesize/guides/zwcb9qt/revision/2">https://www.bbc.co.uk/bitesize/guides/zwcb9qt/revision/2</a></p>

--	--	--

Term 4 / 5

[Revision Olympics](#)

Terms 3 and 4	YR11	
Week	Topic	Link
1	Pre-conceptive health	<a href="https://www.nhs.uk/pregnancy/trying-for-a-baby/planning-your-pregnancy/">https://www.nhs.uk/pregnancy/trying-for-a-baby/planning-your-pregnancy/</a>
2	Types of contraception and their advantage and disadvantages	<a href="https://www.bbc.co.uk/bitesize/guides/zs9hb82/revision/3">https://www.bbc.co.uk/bitesize/guides/zs9hb82/revision/3</a> <a href="https://www.bbc.co.uk/bitesize/guides/zs9hb82/revision/4">https://www.bbc.co.uk/bitesize/guides/zs9hb82/revision/4</a>
3	Structure and function of the reproductive systems	<a href="https://www.bbc.co.uk/bitesize/guides/znxnscw/revision/1">https://www.bbc.co.uk/bitesize/guides/znxnscw/revision/1</a> <a href="https://www.bbc.co.uk/bitesize/guides/znxnscw/revision/2">https://www.bbc.co.uk/bitesize/guides/znxnscw/revision/2</a>
4	Menstrual cycle	<a href="https://www.bbc.co.uk/bitesize/guides/znxnscw/revision/3">https://www.bbc.co.uk/bitesize/guides/znxnscw/revision/3</a>
5	How reproduction takes place	<a href="https://www.bbc.co.uk/bitesize/guides/zpwjk2p/revision/2">https://www.bbc.co.uk/bitesize/guides/zpwjk2p/revision/2</a>
6	The signs and symptoms of pregnancy	<a href="https://www.nhs.uk/pregnancy/trying-for-a-baby/signs-and-symptoms-of-pregnancy/">https://www.nhs.uk/pregnancy/trying-for-a-baby/signs-and-symptoms-of-pregnancy/</a>
7	The purpose and importance of antenatal clinics	<a href="https://www.publichealth.hscni.net/publications/pregnancy-book-0">https://www.publichealth.hscni.net/publications/pregnancy-book-0</a> chapter 5
8	Screening and diagnostic tests during pregnancy	<a href="https://www.nhs.uk/pregnancy/your-pregnancy-care/screening-tests/">https://www.nhs.uk/pregnancy/your-pregnancy-care/screening-tests/</a>

9	The choices available for delivery	<a href="https://www.publichealth.hscni.net/sites/default/files/2023-06/Preg%20book%202023%20complete.pdf">https://www.publichealth.hscni.net/sites/default/files/2023-06/Preg%20book%202023%20complete.pdf</a> chapter 9
10	Pain relief in labour	<a href="https://www.publichealth.hscni.net/sites/default/files/2023-06/Preg%20book%202023%20complete.pdf">https://www.publichealth.hscni.net/sites/default/files/2023-06/Preg%20book%202023%20complete.pdf</a> chapter 9
11		

Term 4 / 5

[Revision Olympics](#)